

Ma

KEY STAGE

3

LEVELS

4–7

Year 9 optional mathematics tests

Teacher's guide

OPTIONAL

Ma	Year 9 mathematics test
KEY STAGE 3	
TIER 4–6	Paper 1 Calculator not allowed
	First name _____ Last name _____ Class _____ Date _____
	Please read this page, but do not open your booklet until your teacher tells you to start. Write your name, the name of your class and the date in the spaces above.
	Remember: <ul style="list-style-type: none">The test is 1 hour long.You may not use a calculator for any question in this test.You will need a pen, pencil, rubber and a ruler. You may find tracing paper useful.Some formulae you might need are on page 2.This test starts with easier questions.Try to answer all the questions.Write all your answers and working on the test paper – do not use any rough paper. Marks may be awarded for working.Check your work carefully.Ask your teacher if you are not sure what to do.
For marking use only	Total marks <input type="text"/>

Ma	Year 9 mathematics test
KEY STAGE 3	
TIER 5–7	Paper 1 Calculator not allowed
	First name _____ Last name _____ Class _____ Date _____
	Please read this page, but do not open your booklet until your teacher tells you to start. Write your name, the name of your class and the date in the spaces above.
	Remember: <ul style="list-style-type: none">The test is 1 hour long.You may not use a calculator for any question in this test.You will need a pen, pencil, rubber and a ruler. You may find tracing paper useful.Some formulae you might need are on page 2.This test starts with easier questions.Try to answer all the questions.Write all your answers and working on the test paper – do not use any rough paper. Marks may be awarded for working.Check your work carefully.Ask your teacher if you are not sure what to do.
For marking use only	Total marks <input type="text"/>

Ma	Year 9 mathematics test
KEY STAGE 3	
TIER 4–6	Paper 2 Calculator allowed
	First name _____ Last name _____ Class _____ Date _____
	Please read this page, but do not open your booklet until your teacher tells you to start. Write your name, the name of your class and the date in the spaces above.
	Remember: <ul style="list-style-type: none">The test is 1 hour long.You may use a calculator for any question in this test.You will need a pen, pencil, rubber, ruler, a pair of compasses and a scientific or graphic calculator.Some formulae you might need are on page 2.This test starts with easier questions.Try to answer all the questions.Write all your answers and working on the test paper – do not use any rough paper. Marks may be awarded for working.Check your work carefully.Ask your teacher if you are not sure what to do.
For marking use only	Total marks <input type="text"/>

Ma	Year 9 mathematics test
KEY STAGE 3	
TIER 5–7	Paper 2 Calculator allowed
	First name _____ Last name _____ Class _____ Date _____
	Please read this page, but do not open your booklet until your teacher tells you to start. Write your name, the name of your class and the date in the spaces above.
	Remember: <ul style="list-style-type: none">The test is 1 hour long.You may use a calculator for any question in this test.You will need a pen, pencil, rubber, ruler, a pair of compasses and a scientific or graphic calculator.Some formulae you might need are on page 2.This test starts with easier questions.Try to answer all the questions.Write all your answers and working on the test paper – do not use any rough paper. Marks may be awarded for working.Check your work carefully.Ask your teacher if you are not sure what to do.
For marking use only	Total marks <input type="text"/>

QCDA wishes to make its publications widely accessible.
Please contact us if you have any specific accessibility requirements.

First published 2011

© Qualifications and Curriculum Development Agency 2011

ISBN 978-1-84962-273-8

Reproduction, storage, adaptation or translation, in any form or by any means, of this publication is prohibited without prior written permission of the publisher, unless within the terms of licences issued by the Copyright Licensing Agency. Excerpts may be reproduced for the purpose of research, private study, criticism or review, or by educational institutions solely for educational purposes, without permission, provided full acknowledgement is given.

Printed in Great Britain by QCDA under the authority and superintendence of the Controller of Her Majesty's Stationery Office and Queen's Printer of Acts of Parliament.

Qualifications and Curriculum Development Agency
53-55 Butts Road
Earlsdon Park
Coventry CV1 3BH
www.qcda.gov.uk

Contents

Introduction	4
Supporting teacher assessment	5
Section A: Formal administration	6
Access arrangements	8
Marking the tests	10
General guidance for marking	11
Mark scheme for Paper 1	18
Index to mark scheme for Paper 1	41
Mark scheme for Paper 2	42
Index to mark scheme for Paper 2	65
Section B: Using the test outcomes	66
Level thresholds	67
Useful information	68

Introduction

The year 9 optional mathematics tests provide schools with a tool to help monitor pupils' progress against national standards at the end of key stage 3 and an instrument for gathering assessment evidence in support of teacher judgements.

The test materials may be used in whole or in part at any point during key stage 3 to provide valuable qualitative information about pupils' strengths and weaknesses. Teachers may choose to use the materials alongside written work, class discussions and group activities in a variety of contexts. When used in this way the materials can yield evidence in support of teacher assessment, including national curriculum level judgements.

The tests follow a similar structure to the previously statutory end of key stage 3 mathematics tests taken by pupils in year 9. They can be administered and marked formally and the results may be used to determine a national curriculum level. Even when used in this way, there is still useful additional information that can be discerned from pupils' responses. This guide explains the options in more detail.

The mathematics tests are available in two tiers, covering levels 4–6 and 5–7.

Supporting teacher assessment

The optional key stage 3 mathematics tests aim to be supportive of school assessment arrangements and can be used as part of an integrated approach to teacher assessment. Assessing Pupils' Progress (APP) materials are also available and may be used alongside these tests. APP is a structured approach to periodic assessment, enabling teachers to:

- use information about pupils' strengths and weaknesses to improve teaching, learning and rates of pupils' progress;
- track pupils' progress over a key stage or longer.

The optional test materials may be used in a variety of contexts in order to give pupils the broadest opportunities to show what they can do. Individual questions and pupil responses can be used to stimulate class discussions and group activities, contributing to a rich evidence base for teacher assessment. The notes on individual questions make some specific suggestions for teaching and learning (see Section B).

Section A: Formal administration

The guidance in this section must be followed in order to produce a national curriculum level for each pupil using the level threshold supplied (page 67).

Administering the tests

This information is provided for anyone who is involved in administering the tests, including teachers, other members of school staff, and other adults who may be assisting in test administration.

The tests should be carried out under test conditions; they may be held in a school hall, classroom or any other suitable accommodation.

Equipment needed for the papers

In addition to pens, pencils, rubbers and rulers, the following equipment will need to be available to pupils when they take the papers:

Paper 1: Tracing paper (optional) – tiers 4–6 and 5–7.

Paper 2: Scientific or graphic calculator (essential) – tiers 4–6 and 5–7.
A pair of compasses – tiers 4–6 and 5–7.

Pupils **must not** have access to a calculator during Paper 1.

Timing

Pupils should be given 60 minutes to complete each test. You may indicate to the pupils when they are halfway through the time allowed for the test, and again a few minutes before they have to stop.

Introducing the tests

Test administrators are advised to draw pupils' attention to the 'Remember' section on the front cover of the test booklet, and to the instructions on page 2. Care should be taken when distributing the papers to ensure each pupil is given the correct tier for the test.

Examples of what might be said at the beginning of the tests are given below. Test administrators might find these useful when preparing opening comments for the mathematics tests.

- *This is the year 9 mathematics test Paper 1 [or Paper 2].*
- *The test is one hour long.*
- *For Paper 2, make sure you have the same tier as you had for Paper 1.*
- *Check the list of equipment on the front cover of your paper, to make sure you have what you may need.*
- *Write your name, class and the date on the front of the test paper.*
- *The test starts with easier questions. Try to answer all the questions in the booklet.*
- *Write all your answers and working on the test paper – do not use rough paper. Marks may be awarded for your working even if your answer is wrong.*
- *The number of marks allocated to each part of a question is indicated beside each question. Where two or three marks are available, two or three distinct points are required for a full answer.*
- *Remember to check your work carefully.*
- *I will tell you when you are halfway through the test and also tell you when you are into the last five minutes. I will tell you when the test is over and when to stop writing.*
- *If you have any urgent questions during the test, you should put your hand up and wait for someone to come to you. You must not talk to each other.*
- *You should now open your test booklet. The test has started.*

For Paper 2:

- *You may use a calculator in this test. Make sure you have your calculator and that it is working properly.*

Helping pupils during the tests

Teachers should ensure that pupils are clear about what they have to do but should not provide help with the mathematics being tested. Teachers should not help by explaining specific mathematical terms, nor by interpreting graphs or mathematical tables or diagrams.

If a pupil asks for clarification of a mathematical symbol or notation then the teacher may read it to the pupil but should not indicate the operation or process to be used.

Access arrangements

These tests have been designed to be accessible to the majority of pupils working at the levels that the tests assess. A small number of pupils may require additional arrangements to be made in order for them to access the tests.

For some pupils, for example those who suffer from attention-related difficulties, breaking the tests into shorter sessions may be beneficial. For others, working separately away from the main group with an assistant might aid concentration and more closely resemble their normal working conditions.

If you have chosen to use the year 9 optional test in mathematics with the full cohort, you are free to make adaptations to the tests that will improve their accessibility for pupils with special educational needs and for pupils for whom English is an additional language. In making any changes to the way the tests are used, the focus should be on the assessment needs of the individual pupil. Any adaptations should be similar to those made to the materials which pupils work with in the classroom.

Examples of appropriate adaptations

School-based adaptations to the tests may include:

- allowance of up to 25% additional time
- use of readers, prompters, signers and amanuenses
- provision of tactile shapes and number cards
- use of transcripts and word processors
- separating the tests into sections, taping, photocopying onto coloured paper, use of coloured overlays, use of apparatus
- enhancing the shading on diagrams, including charts and graphs, to increase visual clarity
- enlarging diagrams, cutting them out, embossing or mounting them on card or other material according to normal classroom practice
- translation of words or phrases in the test papers that are likely to prove difficult for pupils for whom English is an additional language, and also if required for pupils who use British sign language (BSL) or other sign-supported communication
- use of bilingual dictionaries.

Access arrangements should not provide an unfair advantage. It is important to ensure that any assistance given does not alter the nature of the test questions, and that any answer given is the pupil's own.

Questions that must not be enlarged:

If your school needs to enlarge questions or parts of questions to meet the specific requirements of individual pupils, and has not ordered the enlarged papers from the modified test agency, the following questions must **not** be enlarged. This is because enlargement may affect the pupils' responses.

Paper 1	4-6	5-7
Paper and cube	9	

Paper 2	4-6	5-7
Rectangle area	20	10
Diagonal	23	13

Modified versions of the tests

Modified large print, enlarged print and braille test papers for visually impaired pupils are available from the QCDA modified test agency. Additional guidance notes for teachers administering the modified versions of the tests are supplied with the test papers.

If you have any questions about ordering the modified tests, contact the QCDA modified optional test agency on: 0300 303 3019.

For further guidance on access arrangements please refer to *Access arrangements for key stage 3 non-statutory tests*, available on the QCDA website at:
<http://www.qcda.gov.uk/accessarrangements>

Marking the tests

The structure of the mark scheme

Pages 11–17 of this booklet contain guidelines on how to mark the tests. This general guidance should be observed unless specific instructions to the contrary are given, and should be read before marking begins. It could form the basis of departmental INSET to ensure standardisation of marking within, and between, schools.

The marking information for questions within the written tests is set out in the form of tables which start on page 18 (Paper 1) and page 42 (Paper 2). The columns on the left-hand side of each table provide a quick reference to the question number, question part and the total number of marks available for that question part. There is also an indication of where it may be necessary to refer to the general guidance.

The **Correct response** column usually includes two types of information:

- a statement of the requirements for the award of each mark, with an indication of whether credit can be given for correct working, and whether the marks are independent or cumulative
- examples of some different types of correct response, including the most common.

The **Additional guidance** column indicates alternative acceptable responses, and provides details of specific types of response that are minimally acceptable or unacceptable. Other guidance, such as when 'follow-through' is allowed, is provided as necessary.

For some graphical and diagrammatical responses, including those in which judgements on accuracy are required, **marking overlays** have been provided as the centre pages of this booklet.

Recording marks on the test paper

All questions, even those not attempted by the pupil, should be marked, with a 1 or a 0 entered in each marking space. Where two marks can be split into one mark gained and one mark lost, with no explicit order, then this should be recorded by the marker as 1
0

The total marks awarded for a double page can be written in the box at the bottom of the right-hand page, enabling the correct total to be more easily transferred to the front of the test paper.

Finding levels

A total of 120 marks is available at each tier (60 from Paper 1 and 60 from Paper 2). The sum of the marks allocated from these two components indicates the level at which the pupil is working.

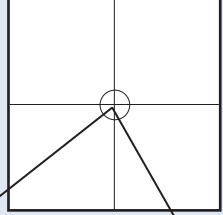
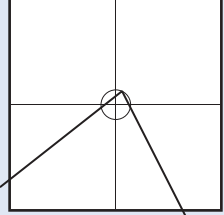
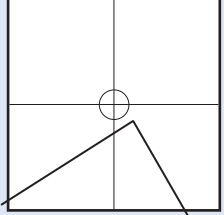
The level thresholds can be found on page 67.

General guidance for marking

Answers that are numerically or algebraically equivalent are acceptable unless the mark scheme states otherwise.

In order to ensure consistency of marking, the most frequent procedural queries are listed on the following two pages with the prescribed correct action. This is followed by further guidance relating specifically to the marking of questions that involve money, negative numbers, time, measures, coordinates, probability or algebra. Unless otherwise specified in the mark schemes, markers should apply the following guidelines in all cases.

What if...	Marking procedure	
<i>The pupil's response is numerically or algebraically equivalent to the answer in the mark scheme.</i>	Markers should award the mark unless the mark scheme states otherwise.	
<i>The pupil's response does not match closely any of the examples given.</i>	Markers should use their judgement in deciding whether the response corresponds with the statement of the requirements given in the 'Correct response' column. Refer also to the 'Additional guidance'.	
<i>The pupil has responded in a non-standard way.</i>	Calculations, formulae and written responses do not have to be set out in any particular format. Pupils may provide evidence in any form as long as its meaning can be understood. Diagrams, symbols or words are acceptable for explanations or for indicating a response. Any correct method of setting out working, however idiosyncratic, should be accepted. Provided there is no ambiguity, condone the continental practice of using a comma for a decimal point.	
<i>There appears to be a misreading affecting the working.</i>	This is when the pupil misreads the information given in the question and uses different information without altering the original intention or difficulty level of the question. For each misread that occurs, deduct one mark only.	
<i>No answer is given in the expected place, but the correct answer is given elsewhere.</i>	Where a pupil has shown understanding of the question, the mark(s) should be given. In particular, where a word or number response is expected, a pupil may meet the requirement by annotating a graph or labelling a diagram elsewhere in the question.	
<i>The final answer is wrong, but the correct answer is shown in the working.</i>	Where appropriate, detailed guidance will be given in the mark scheme and must be adhered to. If no guidance is given, markers will need to examine each case to decide whether:	
	<ul style="list-style-type: none"> the incorrect answer is due to a transcription error 	If so, award the mark.
	<ul style="list-style-type: none"> in questions not testing accuracy, the correct answer has been given but then rounded or truncated 	If so, award the mark.
	<ul style="list-style-type: none"> the pupil has continued to give redundant extra working which does not contradict work already done 	If so, award the mark.
	<ul style="list-style-type: none"> the pupil has continued, in the same part of the question, to give redundant extra working which does contradict work already done. 	If so, do not award the mark. Where a question part carries more than one mark, only the final mark should be withheld.
<i>The pupil's answer is correct but the wrong working is shown.</i>	A correct response should always be marked as correct unless the mark scheme states otherwise.	

What if...	Marking procedure
<p>The pupil has made a conceptual error.</p>	<p>In some questions, a method mark is available provided the pupil has made a computational, rather than conceptual, error. A computational error is a 'slip' such as writing $4 \times 6 = 18$ in an otherwise correct long multiplication. A conceptual error is a more serious misunderstanding of the relevant mathematics; when such an error is seen, no method marks may be awarded. Examples of conceptual errors are:</p> <ul style="list-style-type: none"> • misunderstanding of place value, such as multiplying by 2 rather than 20 when calculating 35×27 • subtracting the smaller value from the larger in calculations such as $45 - 26$ to give the answer 21 • incorrect signs when working with negative numbers.
<p>The correct response has been crossed or rubbed out and not replaced.</p>	<p>Any legible crossed or rubbed out work that has not been replaced should be marked according to the mark scheme. If the work is replaced, then crossed or rubbed out work should not be considered.</p>
<p>More than one answer is given.</p>	<p>If all answers given are correct, or a correct range is given, the mark should be awarded unless prohibited by the mark scheme. If both correct and incorrect responses are given, no mark should be awarded.</p>
<p>The pupil's answer correctly follows through from earlier incorrect work.</p>	<p>Follow-through marks may be awarded only when specifically stated in the mark scheme, but should not be allowed if the difficulty level of the question has been lowered. Either the correct response or an acceptable follow-through response should be marked as correct.</p>
<p>The answer is correct but, in a later part of the question, the pupil has contradicted this response.</p>	<p>A mark given for one part should not be disallowed for working or answers given in a different part, unless the mark scheme specifically states otherwise.</p>
<p>The pupil's accuracy is marginal according to the overlay provided.</p>	<p>Overlays can never be 100% accurate. However, provided the answer is within or touches the boundaries given, the mark(s) should be awarded.</p>
<p>The pupil has drawn lines which do not meet at the correct point.</p>	<p>Markers should interpret the phrase 'slight inaccuracies in drawing' to mean meeting within or on a circle of radius 2mm with centre at the correct point.</p> <div style="display: flex; justify-content: space-around; align-items: flex-end;"> <div style="text-align: center;">  <p>within the circle accepted</p> </div> <div style="text-align: center;">  <p>on the circle accepted</p> </div> <div style="text-align: center;">  <p>outside the circle not accepted</p> </div> </div>

Responses involving money

	✓ Accept	✗ Do not accept
<p>Where the £ sign is given</p> <p>for example: £3.20, £7</p>	<p>✓ £3.20 £7 £7.00 Any unambiguous indication of the correct amount, eg £3.20p £3 20 pence £3 20 £3,20 £3-20 £3:20 320p with £ sign crossed out</p>	<p>✗ Incorrect placement of pounds or pence, eg £320 £320p Incorrect placement of decimal point, or incorrect use or omission of 0, eg £3.2 £3 200 £32 0 £3-2-0</p>
<p>Where the p sign is given</p> <p>for example: 40p</p>	<p>✓ 40p Any unambiguous indication of the correct amount, eg £0.40p £.40p £0.40 with p sign crossed out</p>	<p>✗ Incorrect or ambiguous use of pounds or pence, eg 0.40p £40p</p>
<p>Where no sign is given</p> <p>for example: £3.20, 40p</p>	<p>✓ £3.20 320p 40p £0.40 Any unambiguous indication of the correct amount in £ or p as shown above At levels 3 and 4 only also accept omission of units, eg 3.20 320 40 0.40</p>	<p>✗ Omission of final zero, eg 3.2 0.4</p>

Responses involving negative numbers

	✓ Accept	✗ Do not accept
<p>For example: -2</p>		<p>To avoid penalising the error below more than once within each question, do not award the mark for the <i>first</i> occurrence of the error within each question. Where a question part carries more than one mark, only the final mark should be withheld.</p> <p>✗ Incorrect notation, eg 2-</p>

Responses involving time

	✓ Accept	✗ Do not accept
<p>A time interval for example: 2 hours 30 minutes</p>	<p>✓ 2 hours 30 minutes Any unambiguous, correct indication, eg 2½ hours 2.5 hours 2h 30 2h 30 min 2 30 Digital electronic time, ie 2:30</p>	<p>✗ Incorrect or ambiguous time interval, eg 2.3 hours 2.3h 2h 3 2.30 min 2.30 2-30 2,30 2.3</p>
<p>A specific time for example: 8:40am, 17:20</p>	<p>✓ 8:40am 8:40 twenty to nine Any unambiguous, correct indication, eg 08.40 8.40 0840 8 40 8-40 8,40 Unambiguous change to 12 or 24 hour clock, eg 17:20 as 5:20pm or 17:20pm</p>	<p>✗ Incorrect time, eg 8.4am 8.40pm Incorrect placement of separators, spaces, etc or incorrect use or omission of 0, eg 840 8:4:0 8.4 084 84</p>

Responses involving measures

	✓ Accept	✗ Do not accept
<p>Where units are given (eg kg, m, l) for example: 8.6kg</p>	<p>✓ 8.6kg Any unambiguous indication of the correct measurement, eg 8.60kg 8.6000kg 8kg 600g</p>	<p>✗ Incorrect or ambiguous use of units, eg 8600kg</p>

Note

If a pupil leaves the answer box empty but writes the answer elsewhere on the page, then that answer must be consistent with the units given in the answer box and the conditions listed above.

If a pupil changes the unit given in the answer box, then their answer must be equivalent to the correct answer, using the unit they have chosen, unless otherwise indicated in the mark scheme.

Responses involving coordinates

	✓ Accept	✗ Do not accept
<p>For example: (5, 7)</p>	<ul style="list-style-type: none"> ✓ Unconventional notation, eg (05, 07) (five, seven) $\begin{matrix} x & y \\ (5, & 7) \end{matrix}$ $(x = 5, y = 7)$ 	<ul style="list-style-type: none"> ✗ Incorrect or ambiguous notation, eg (7, 5) $\begin{matrix} y & x \\ (7, & 5) \end{matrix}$ (5x, 7y) (5^x, 7^y) (x-5, y-7)

Responses involving probability



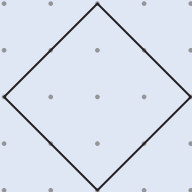

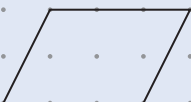
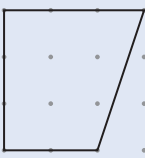
	✓ Accept	! Take care ✗ Do not accept
<p>A numerical probability should be expressed as a decimal, fraction or percentage only.</p> <p>for example:</p> <p>0.7 $\frac{7}{10}$ 70%</p>	<ul style="list-style-type: none"> ✓ Equivalent decimals, fractions and percentages, eg 0.700 $\frac{70}{100}$ $\frac{35}{50}$ 70.0% ✓ A probability correctly expressed in one acceptable form which is then incorrectly converted, but is still less than 1 and greater than 0, eg $\frac{70}{100} = \frac{18}{25}$ 	<p>The first four categories of error below should be ignored if accompanied by an acceptable response, but should not be accepted on their own. However, to avoid penalising the first three types of error below more than once within each question, do not award the mark for the <i>first</i> occurrence of each type of error unaccompanied by an acceptable response. Where a question part carries more than one mark, only the final mark should be withheld.</p> <ul style="list-style-type: none"> ! A probability that is incorrectly expressed, eg 7 in 10 7 over 10 7 out of 10 7 from 10 ! A probability expressed as a percentage without a percentage sign. ! A fraction with other than integers in the numerator and/or denominator. ! A probability expressed as a ratio, eg 7:10 7:3 7 to 10 ✗ A probability greater than 1 or less than 0

Responses involving the use of algebra

	✓ Accept	! Take care ✗ Do not accept
<p>For example:</p> <p>$2 + n$</p> <p>$n + 2$</p> <p>$2n$</p> <p>$\frac{n}{2}$</p> <p>n^2</p>	<p>✓ Unambiguous use of a different case or variable, eg N used for n x used for n</p> <p>✓ Words used to precede or follow equations or expressions, eg $t = n + 2$ tiles or tiles = $t = n + 2$ for $t = n + 2$</p> <p>✓ Unambiguous letters used to indicate expressions, eg $t = n + 2$ for $n + 2$</p>	<p>! Unconventional notation, eg $n \times 2$, or $2 \times n$, or $n2$ or $n + n$ for $2n$ $n \times n$ for n^2 $n \div 2$ for $\frac{n}{2}$ or $\frac{1}{2}n$ $2 + 1n$ for $2 + n$ $2 + 0n$ for 2</p> <p>Within a question that demands simplification, do not accept as part of a final answer involving algebra. Accept within a method when awarding partial credit, or within an explanation or general working.</p> <p>✗ Embedded values given when solving equations, eg in solving $3x + 2 = 32$, $3 \times 10 + 2 = 32$ for $x = 10$</p> <p>To avoid penalising the two types of error below more than once within each question, do not award the mark for the <i>first</i> occurrence of each type within each question. Where a question part carries more than one mark, only the final mark should be withheld.</p> <p>! Words or units used within equations or expressions, eg n tiles + 2 n cm + 2</p> <p>Do not accept on their own. Ignore if accompanying an acceptable response.</p> <p>✗ Ambiguous letters used to indicate expressions, eg $n = n + 2$ for $n + 2$</p>

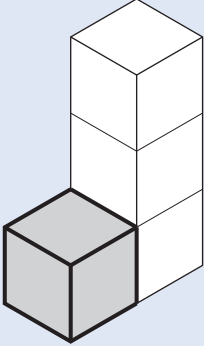
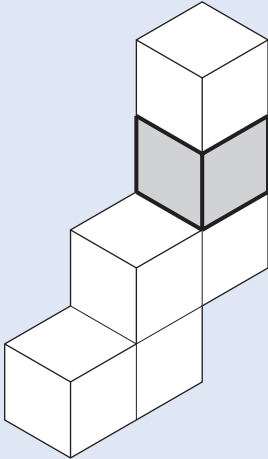
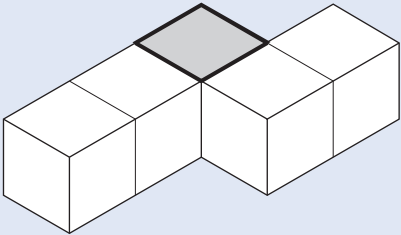
Mark scheme for Paper 1

Tier & Question				Interpreting
4-6	5-7	Mark	Correct response	Additional guidance
1				
		1m	Gives a correct interpretation eg <ul style="list-style-type: none"> Girls with blue eyes Girls that do not have brown eyes 	
		1m	Gives a correct interpretation eg <ul style="list-style-type: none"> Girls in total Girls with brown eyes and blue eyes Girls That are not boys 15 girls, 7 with brown eyes and 8 with blue 	✗ Reference to girls omitted eg <ul style="list-style-type: none"> Brown eyes and blue eyes ! Reference only to component parts Condone eg <ul style="list-style-type: none"> 7 girls with brown eyes and 8 with blue (no linking to 15)
		1m	Gives a correct interpretation eg <ul style="list-style-type: none"> Pupils altogether Girls and boys Boys and girls with brown eyes and boys and girls with blue eyes Children 	✓ Reference to boys and/or girls omitted eg <ul style="list-style-type: none"> Altogether All of them Brown eyes and blue eyes

Tier & Question				Properties of shapes	
4-6	5-7	Mark	Correct response	Additional guidance	
2	a	1m	<p>Draws a square or a rectangle, using the dots on the grid</p> <p>eg</p>   	<p>! Lines not ruled Accept provided the pupil's intention is clear</p> <p>! Lines not accurate Accept vertices within 2mm of the dots of the grid</p> <p>! Internal lines drawn Ignore</p> <p>x Sides not drawn eg</p>  <p>x Vertices not using dots</p>	
			<p>Draws any four-sided shape that is not a square or a rectangle, using the dots on the grid</p> <p>eg</p>  		

Tier & Question				Which one?
4-6	5-7	Mark	Correct response	Additional guidance
3		1m	Indicates 30g, ie <ul style="list-style-type: none"> <input type="checkbox"/> <input type="checkbox"/> <input checked="" type="checkbox"/> <input type="checkbox"/> 	✓ <i>Unambiguous indication</i>
		1m	Indicates 1 litre, ie <ul style="list-style-type: none"> <input checked="" type="checkbox"/> <input type="checkbox"/> <input type="checkbox"/> <input type="checkbox"/> 	
		1m	Indicates 200 cm, ie <ul style="list-style-type: none"> <input type="checkbox"/> <input checked="" type="checkbox"/> <input type="checkbox"/> <input type="checkbox"/> 	

Tier & Question				Find the ways
4-6	5-7	Mark	Correct response	Additional guidance
4		1m	30	! <i>Operation repeated</i> Condone eg, for the first mark accept <ul style="list-style-type: none"> + 30
		1m	4	
		1m	2	
		1m	20	

Tier & Question				Pairs of cubes
4-6	5-7	Mark	Correct response	Additional guidance
5		1m	Shades the three visible faces of the correct cube, ie 	✓ <i>Unambiguous indication of correct faces</i> ✗ <i>For the first and second marks, all of the visible faces of the correct cube not indicated</i>
		1m	Shades the two visible faces of the correct cube, ie 	
		1m	Shades the one visible face of the correct cube, ie 	

Tier & Question				Tennis court
4-6	5-7	Mark	Correct response	Additional guidance
6				
		2m	Gives a whole number in the range 650 to 750 inclusive eg <ul style="list-style-type: none"> • 700 • About 750 • Approximately 650 	! Range given Accept provided all values are between 650 and 750 inclusive eg <ul style="list-style-type: none"> • 650 to 750 • About 720–730 • 680 or 690
		or 1m	Gives a value of 350 to 450 associated with the larger bank of seats or a value of 75 to 125 associated with the smaller eg <ul style="list-style-type: none"> • 200 + 400 + 100 • 120 (written on smaller bank) 	

Tier & Question				Write numbers
4-6	5-7	Mark	Correct response	Additional guidance
7				
		1m	Writes three correct numbers eg <ul style="list-style-type: none"> • $10 \times 10 - 20$ • $9 \times 11 - 19$ • $8 \times 10 - 0$ • $8 \times 5 - -40$ 	✗ One or more boxes left empty
		1m	Writes three correct numbers eg <ul style="list-style-type: none"> • $100 \times 10 - 200$ • $20 \times 45 - 100$ • $11 \times 80 - 80$ 	

Tier & Question				Number lines
4-6	5-7	Mark	Correct response	Additional guidance
8				
		1m	Indicates the correct number eg <ul style="list-style-type: none"> • 2 • 2.0 	
		1m	Indicates the correct number eg <ul style="list-style-type: none"> • 0.65 • 0.650 • $\frac{65}{100}$ 	

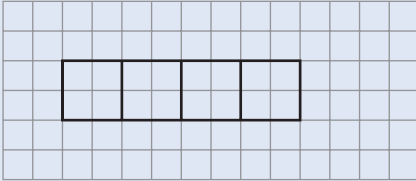
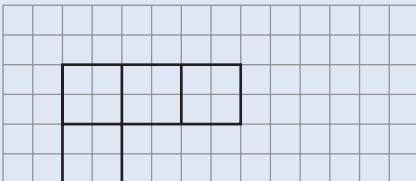
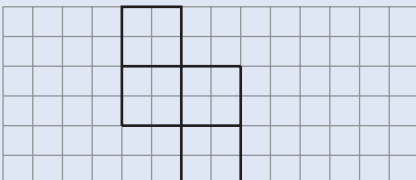
Tier & Question	
4-6	5-7
9	

Paper and cube

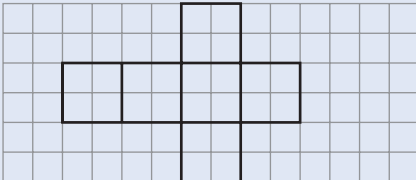
Mark Correct response

Additional guidance

2m Completes the drawing to show four squares that cover four faces of the cube
eg

- 
- 
- 

or
1m Draws the complete net of the cube
eg

- 

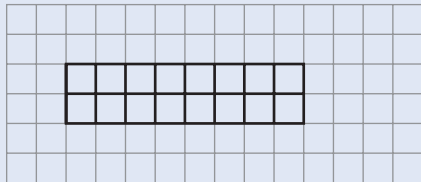
! Lines not ruled or accurate
Accept provided the pupil's intention is clear

! Edge(s) of grid used as edge(s) of shape
eg

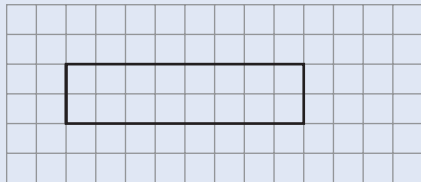
- 

Condone

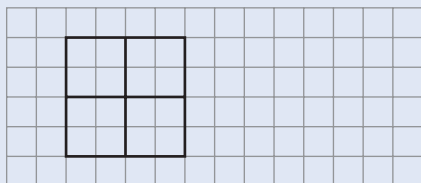
✓ Extra internal lines drawn
eg

- 

✓ Internal lines omitted
eg

- 

✗ Incorrect strip
eg

- 

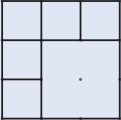
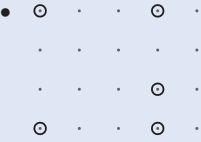
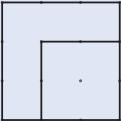
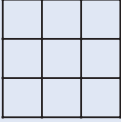
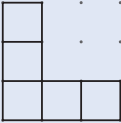
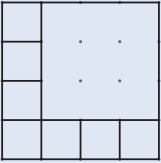
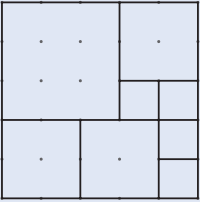
Tier & Question				Time differences
4–6	5–7	Mark	Correct response	Additional guidance
10	1			
a	a	1m	6	! –6 Condone
b	b	1m	Indicates, in either order Hong Kong and San Juan or Dhaka and Chicago or Dubai and Los Angeles	✓ Unambiguous indication eg <ul style="list-style-type: none"> • HK and SJ • Dh and C • Du and LA • Du and Los • Pairs of cities shown on the table ! Ambiguous indication eg <ul style="list-style-type: none"> • D (could be Dhaka or Dubai) • H (could be Hong Kong or Harare) • L (could be Los Angeles or London) Penalise only the first occurrence ! Numbers used eg <ul style="list-style-type: none"> • –8 and 4 (for LA and Dubai) Penalise only the first occurrence
c	c	1m	Indicates one of the pairs of cities above that has not already been credited	

Tier & Question					Dice
4-6	5-7	Mark	Correct response	Additional guidance	
11	2				
		2m	States or implies that the probabilities for A and C are $\frac{1}{6}$ and that the probability for B is different or unknown eg <ul style="list-style-type: none"> Dice A: The probability is $\frac{1}{6}$ Dice B: You would need to do an experiment Dice C: It's the same as A Dice A: It looks like probability is $\frac{1}{6}$ assuming they are fair dice Dice B: I would guess that the probability is more Dice C: It's $\frac{1}{6}$ if it is fair 	<ul style="list-style-type: none"> ✓ Explanations do not refer to 'probability' eg, accept <ul style="list-style-type: none"> Dice A: $\frac{1}{6}$ Dice B: Don't know Dice C: $\frac{1}{6}$ ✓ Probability for B quantified Condoned eg, accept <ul style="list-style-type: none"> Dice A: $\frac{1}{6}$ Dice B: $\frac{1}{12}$ Dice C: $\frac{1}{6}$ 	
		or 1m	States or implies that the probabilities for A and C are $\frac{1}{6}$ and does not comment on Dice B eg <ul style="list-style-type: none"> Dice A: The probability is $\frac{1}{6}$ Dice B: Dice C: It's the same as A or States or implies that the probabilities for A and C are the same and the probability for B is different or unknown eg <ul style="list-style-type: none"> Dice A: The probability is the same as C Dice B: You can't be sure Dice C: It's the same as A 	<ul style="list-style-type: none"> ✗ Probability incorrectly expressed Do not accept for 2m ! Probability incorrectly expressed For 1m condoned provided equality is implied eg, accept <ul style="list-style-type: none"> Dice A: The probability is 1 in 6 Dice B: You can't be sure Dice C: It's the same as A ! Likelihood expressed in words For 1m, accept as implying equality eg, accept <ul style="list-style-type: none"> Dice A: It's unlikely Dice B: Likely Dice C: It's unlikely 	

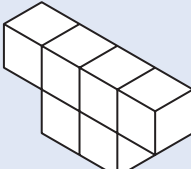
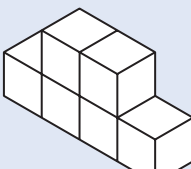
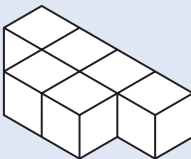
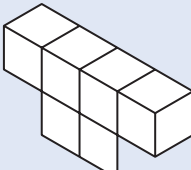
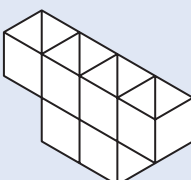
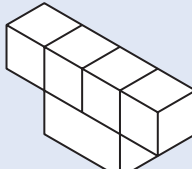
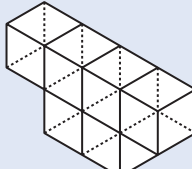
Tier & Question					Thinking <i>a b</i>
4-6	5-7	Mark	Correct response	Additional guidance	
12	3				
		1m	Gives both correct values, ie $a = 6$ $b = 4$		

Tier & Question					Regular polygons
4-6	5-7	Mark	Correct response	Additional guidance	
13	4				
		1m	48		
		1m	7		
		1m	Pentagon		

Tier & Question					Barcelona
4-6	5-7	Mark	Correct response	Additional guidance	
14	5				
a	a	1m	June and July (in either order)	✓ <i>Unambiguous indication</i>	
b	b	1m	Makes a correct statement about temperature and rainfall eg <ul style="list-style-type: none"> • They have similar temperatures but different amounts of rain • It is drier in May but just as warm • May rain 55 and temperature 21 • October rain 85 and temperature 21 	! <i>Inaccurate reading of graph</i> Condone within a correct explanation eg, accept <ul style="list-style-type: none"> • In both months the temperature is 20 but the rainfall is 50 in May and 90 in October 	
	c	1m	States or implies that different things are being measured eg <ul style="list-style-type: none"> • They are both 21 but one is rainfall and the other is temperature • The numbers are the same but they are different things • Rainfall is in mm and temperature is in °C 	✓ <i>Minimally acceptable explanation</i> eg <ul style="list-style-type: none"> • Different things 	

Tier & Question		Dividing square		
4-6	5-7	Mark	Correct response	Additional guidance
15	6			
a	2m or 1m	2m or 1m	<p>Draws a 3×3 square split into 6 smaller squares using the dots of the grid</p> <p>eg</p>  <p>or</p> <p>Indicates dots which would be all the vertices of the 3×3 square and two vertices of the 2×2 square even if no lines are drawn</p> <p>eg</p>  	<p>✓ Diagram in any orientation</p> <p>! Lines not ruled or accurate Accept slight inaccuracies in drawing provided there is an intention to draw straight sides</p> <p>✗ Additional incorrect vertices shown eg</p>  <p>✗ One vertex of 3×3 square missing eg</p> 
b	2m or 1m	2m or 1m	<p>Draws a 4×4 or 5×5 square split into 8 smaller squares using the dots of the grid</p> <p>eg</p>   <p>or</p> <p>1m</p> <p>Draws a sketch diagram showing how to split a large square into 8 smaller squares but does not use the dots of the grid, or uses them inaccurately, or uses them accurately but omits one vertex</p>	<p>✓ Diagram in any orientation</p> <p>! Lines not ruled or accurate Accept slight inaccuracies in drawing provided there is an intention to draw straight sides</p>

Tier & Question		Cards for fractions		
4-6	5-7	Mark	Correct response	Additional guidance
16	7			
a	a	1m	$\frac{2}{15}$	
b	b	2m <i>or</i> 1m	<p>Gives a pair of equivalent fractions which use 5, 15 and one of 2, 7 or 11</p> <p>eg</p> <ul style="list-style-type: none"> • $\frac{2}{5}$ and $\frac{6}{15}$ • $\frac{5}{15}$ and $\frac{2}{6}$ • $\frac{11}{5}$ and $\frac{33}{15}$ <p><i>or</i></p> <p>Gives a pair of equivalent fractions which use two of 2, 5, 7, 11 and 15</p> <p>eg</p> <ul style="list-style-type: none"> • $\frac{5}{15}$ and $\frac{1}{3}$ • $\frac{2}{10}$ and $\frac{11}{55}$ • $\frac{1}{7}$ and $\frac{15}{105}$ 	

Tier & Question				Solid fit
4-6	5-7	Mark	Correct response	Additional guidance
17	8		<p>2m Uses the isometric grid to draw the correct shape in any orientation eg</p> <ul style="list-style-type: none">    <p>or</p> <p>1m In an otherwise correct shape the only error is to omit some external lines or to show some hidden lines eg</p> <ul style="list-style-type: none">   	<p>✓ For 2m or 1m, internal lines omitted eg, for 2m accept</p> <ul style="list-style-type: none">  <p>! Lines not ruled Accept provided the pupil's intention is clear</p> <p>! Lines not accurate Accept vertices within 2mm of the dots of the grid</p> <p>! Hidden lines shown For 2m, accept provided they are clearly indicated as hidden lines eg, for 2m accept</p> <ul style="list-style-type: none"> 

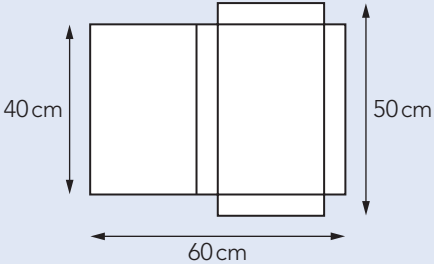
Tier & Question				Win or lose
4-6	5-7	Mark	Correct response	Additional guidance
18	9	1m	<p>Indicates Win and gives a correct explanation eg</p> <ul style="list-style-type: none"> • $\frac{7}{12} > \frac{1}{2}$ • The numerator is more than half of the denominator • Six out of 12 is half, and this is more • 6 is half of 12 and $7 > 6$ • The probability of losing is $\frac{5}{12}$ therefore he is more likely to win • $\frac{7}{12} > \frac{5}{12}$ 	<p>✓ Minimally acceptable explanation eg</p> <ul style="list-style-type: none"> • Half of 12 is 6 • 7 is over half way • It's over half • 7 is more than half • More than a half chance • Because 7 is only 5 away from 12 • $7 > 6$ • $7 > 5$ • Losing is $\frac{5}{12}$ • An even chance is $\frac{6}{12}$ <p>✗ Incomplete or incorrect explanation eg</p> <ul style="list-style-type: none"> • He's more likely to win • The number at the top is lower than at the bottom • 7 is 5 away from 12 • 7 is close to 12 • It is over 6 • He has more than half % probability to win

Tier & Question		Ticket price		
4-6	5-7	Mark	Correct response	Additional guidance
19	10	2m	Gives both correct prices eg One adult: £5 One child: £3.50	<p>✓ Unambiguous indication</p> <p>✗ For 2m, incorrect or ambiguous indication of the cost of the tickets eg</p> <ul style="list-style-type: none"> • C = 3.5, A = 5 <p>! Money See general guidance on page 14</p> <p>✗ Method does not show the calculation of the child ticket</p>
		or 1m	Gives one correct price eg	
			<ul style="list-style-type: none"> • Child (£)3.5(0) • Adult (£)5 <p>or</p> <p>Shows a complete correct method with not more than one computational error eg</p> <ul style="list-style-type: none"> • $20.5 - 17 = 2.5$ (error) $2.5 \times 2 = 5$ $17 - 5 = 12$ $12 \div 2 = 6$ <p>or</p> <p>Forms two correct equations eg</p> <ul style="list-style-type: none"> • $2a + 3c = 20.5$ $2a + 2c = 17$ 	

Tier & Question				Tests
4-6	5-7	Mark	Correct response	
20	11			Additional guidance
a	a	1m	(Student) G	✓ <i>Unambiguous indication</i>
b	b	2m or 1m	32, 33, 34, 35 or 36 or A range that uses two of these values eg • 33-34 • 32 to 36 31 or 37 or A decimal number between 32 and 36	✗ <i>Decimal number</i> For 2m, the answer must be a whole number ✓ <i>For 1m range given</i> eg • 31-35 • 36-37

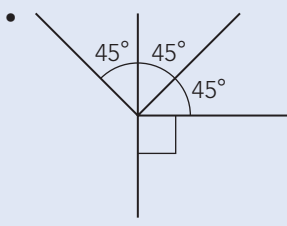
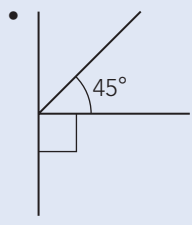
Tier & Question				Triangle two
4-6	5-7	Mark	Correct response	
21	12			Additional guidance
		1m	Indicates Yes and gives a correct explanation eg • $6 \times 3 \div 2 = 3 \times 6 \div 2$ • If you turn the second one round they have the same base and the same height • They are both 9 • Both are half a 6 by 3 rectangle • Completes 6 by 3 rectangles and indicates that $\frac{1}{2}$ is shaded in both	✓ <i>Minimally acceptable explanation</i> eg • 9 • They both have the same number of squares ✗ <i>Incomplete or incorrect explanation</i> eg • I counted • They both have 12 squares • They are both 6 by 3

Tier & Question				Glass bottles
4-6	5-7	Mark	Correct response	Additional guidance
22	13	<p>2m</p> <p>or</p> <p>1m</p>	<p>24</p> <p>Shows both $\times 60$ and $\div 25$, or equivalent operations eg</p> <ul style="list-style-type: none"> $10 \div 5 \times 12$ <p>or</p> <p>Method uses repeated addition with only one computational error eg</p> <ul style="list-style-type: none"> 1 = 25, 2 = 50, 3 = 1 hr 15, 4 = 1 hr 40, 5 = 2 hr 15 (error), 10 = 4 hr 30, 20 = 9 hrs, 22 = 9 hrs 50 <p>Answer = 22 bottles</p>	<p>x Use of 1hr = 100 min eg</p> <ul style="list-style-type: none"> 1 = 25, 2 = 50, 3 = 75, 4 = 1hr <p>$10 \times 4 = 40$ bottles</p>

Tier & Question				Wrapping
4-6	5-7	Mark	Correct response	Additional guidance
23	14	<p>3m</p> <p>or</p> <p>2m</p> <p>or</p> <p>1m</p>	<p>Gives an answer which is 45 cm or more and less than 60 cm eg</p> <ul style="list-style-type: none"> 50 (cm) 45 or 46 (cm) <p>Gives an answer which is 60 (cm) or more and less than 70 (cm) (wrapping the wrong way round)</p> <p>Draws or sketches a correct net of the box labelled with some measurements eg</p> <ul style="list-style-type: none">  	<p>✓ Throughout the question units omitted</p>

Tier & Question				Adults studying
4–6	5–7	Mark	Correct response	Additional guidance
24	15	1m	<p>Gives a correct explanation eg</p> <ul style="list-style-type: none"> • If you add the different values you will get more than 100% so some people must have said that they used more than one way • The percentages sum to more than 100 • The first two are nearly 50% each, but there is only 100% altogether so some adults do two or more 	<p>✓ Minimally acceptable explanation eg</p> <ul style="list-style-type: none"> • More than 100 • $48 + 46 + 30 > 100$ <p>! Explanation uses the total percentage Do not accept a total of more than 200% eg</p> <ul style="list-style-type: none"> • The percentages add up to 229 which is more than 100 <p>✗ Incomplete or incorrect explanation eg</p> <ul style="list-style-type: none"> • The percentages do not add up to 100 • $48 + 46 + 30 = 114$ (error) which is more than 100

Tier & Question				Coins and probability	
4-6	5-7	Mark	Correct response	Additional guidance	
25	16				
		2m	<p>Indicates Both equally likely and gives a correct explanation eg</p> <ul style="list-style-type: none"> Anna has 20p, 10p Her probability is $\frac{1}{2}$ Tom has 10p, 10p, 5p, 5p His probability is $\frac{2}{4} = \frac{1}{2}$ Tom has two 10p coins and two other coins Anna has one 10p coin and one other Both have a half chance of choosing a 10p coin For Tom the ratio of 10p coins to other coins is $2 : 2 = 1 : 1$ For Anna the ratio is also $1 : 1$ For Tom, the ratio of total coins to 10p coins is $4 : 2$ For Anna, the ratio of total coins to 10p coins is $2 : 1$ $4 : 2 = 2 : 1$ 	<p>✓ Minimally acceptable explanation eg</p> <ul style="list-style-type: none"> 20, 10 and 10, 10, 5, 5 1 in 2, 2 out of 4 (condone notation given context) Tom $2 \times 10p$ Anna $1 \times 10p$ $\frac{1}{2}$ Tom = $2 : 2$ Anna = $1 : 1$ He $4 : 2$ She $2 : 1$ <p>✗ For 2m, incomplete or incorrect explanation eg</p> <ul style="list-style-type: none"> Both half She has 20 and 10 He has 10, 10, 20 (error), 5 Both half 	
		or 1m	<p>Incorrect or no box ticked but gives a correct explanation</p> <p>or</p> <p>For both Tom and Anna, gives the correct coins eg</p> <ul style="list-style-type: none"> Anna has 20p, 10p Tom has 10p, 10p, 5p, 5p <p>or</p> <p>For Anna or for Tom, gives the correct probability and the correct number of 10p coins eg</p> <ul style="list-style-type: none"> Tom 10, 10, 5, 5 $\frac{1}{2}$ Tom has $2 \times 10p$ coins and 2 other coins Half chance Anna has one 10p coin and 1 other coin Probability = 0.5 <p>or</p> <p>Gives the correct probability or the correct ratio of 10p coins to other coins and indicates that this applies to both Tom and Anna eg</p> <ul style="list-style-type: none"> Both have a half chance of choosing a 10p coin The ratio of 10p coins to other coins is $1 : 1$ (with 'both equally likely' ticked) 		<p>✓ Minimally acceptable explanation eg</p> <ul style="list-style-type: none"> Anna = 20, 10 Tom = 10, 10, 5, 5 <p>✓ Minimally acceptable explanation eg</p> <ul style="list-style-type: none"> Tom has $2 \times 10p$ Half Anna has one 10p 0.5 <p>✓ Minimally acceptable explanation eg</p> <ul style="list-style-type: none"> Half (with 'both equally likely' ticked) Both $1 : 1$

Tier & Question				Tile design	
4-6	5-7	Mark	Correct response	Additional guidance	
26	17				
a	a	1m	Gives a correct response eg <ul style="list-style-type: none"> • $360 - 90 = 270$, $270 \div 2 = 135$ • $135 + 135 + 90 = 360$ 	✓ Minimally acceptable explanation eg <ul style="list-style-type: none"> • Half of 270 • $90 + 45$ • $180 - 45$ • $135 + 45 = 180$ • $\frac{3}{4}$ of 180 	
b	b	1m	Gives a correct ratio eg <ul style="list-style-type: none"> • 1 : 3 • 2 : 6 	✗ Incomplete explanation eg <ul style="list-style-type: none"> • It is halfway between 90° and 180° 	

Tier & Question				Passing through	
4-6	5-7	Mark	Correct response	Additional guidance	
27	18				
a	a	1m	E and writes the correct ordinate for their chosen line eg <ul style="list-style-type: none"> • A goes through $(0, -1)$ • B goes through $(0, 1)$ • C goes through $(0, -2)$ • D goes through $(0, 2)$ 	✓ Unambiguous indication eg <ul style="list-style-type: none"> • E circled • $y = x$ 	
b	b	1m	Writes the correct ordinate for their chosen line eg <ul style="list-style-type: none"> • A goes through $(1, 0)$ • B goes through $(-1, 0)$ • C goes through $(2, 0)$ • D goes through $(-2, 0)$! Incorrect algebra used within unambiguous indication Penalise only the first occurrence eg, for part (a) <ul style="list-style-type: none"> • Straight line $\underline{x - 1}$ goes through $(0, \underline{-1})$ eg, for part (b) <ul style="list-style-type: none"> • Straight line $\underline{x + 1}$ goes through $(\underline{-1}, 0)$ 	
				! The same straight line chosen for part (b) as in part (a) Condone	
				✗ Line E chosen for part (b)	

Tier & Question				n th term
4-6	5-7	19	Mark Correct response	Additional guidance
		1m	Completes the n th term for sequence B, ie $22 - 2n$! Algebra See general guidance on page 17 ✓ $22 - 2 \times n$
		1m	Gives all three correct terms, ie 14, 8, 2	

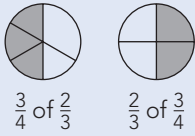
Tier & Question				Losing phones
4-6	5-7	20	Mark Correct response	Additional guidance
		1m	Completes the first sentence correctly using 20,000 or 18,000 or 19,000 or 18,500 or 18,400 or 18,490 or 18,495 or 18,494 eg <ul style="list-style-type: none"> 18,500 taxis 	
		1m	Completes the second sentence correctly eg <ul style="list-style-type: none"> 1 device was left per 3 taxis $\frac{1}{3}$ of them had another device 	! Explanation not precise Condone use of laptop etc instead of other device and use of 30% instead of $\frac{1}{3}$ eg, accept <ul style="list-style-type: none"> 1 laptop was left per 3 taxis $\frac{1}{3}$ of them had an mp3 30% had another device ✗ Explanation uses fractions of a device eg <ul style="list-style-type: none"> 0.33 laptops per taxi

Tier & Question				Enlarging round
4-6	5-7	21	Mark Correct response	Additional guidance
		1m	For B to C, centre (7, 0)	✓ Gives an answer of (7, 12.(...)) ✗ $-\frac{1}{4}$ with (3, 10) as centre of enlargement
		1m	For C to A, centre (3, 10)	
		1m	For C to A, scale factor $\pm\frac{1}{4}$ or equivalent	

Tier & Question		Journey		
4-6	5-7	Mark	Correct response	Additional guidance
	22		<p>Indicates graph B (Please note that this answer is not credited)</p> <p>1m Chooses graph A as not representing a journey and gives a correct reason eg</p> <ul style="list-style-type: none"> The vertical line represents travelling a distance in no time which is not possible You can't go about half the distance in 0 seconds <p>or</p> <p>Chooses graph C as not representing a journey and gives a correct reason eg</p> <ul style="list-style-type: none"> It would mean you are going backwards in time which is not possible You cannot be in two places at once <p>1m Chooses a different graph from the one previously chosen, and gives a correct reason</p>	<p>! <i>Incorrect or no letter ticked</i> Ignore responses, since the requirement to tick is there only to support thinking</p> <p>✓ <i>Minimally acceptable reason</i> eg for graph A</p> <ul style="list-style-type: none"> It travels distance without time changing You can't go 10 miles in 0 seconds Time has stopped <p>✗ <i>Incomplete or incorrect reason</i> eg for graph A</p> <ul style="list-style-type: none"> It travels up without time changing You can't have vertical lines on distance-time graphs Hills are not that steep The vertical line means he wasn't going at a constant speed <p>✓ <i>Minimally acceptable reason</i> eg for graph C</p> <ul style="list-style-type: none"> It goes backwards in time <p>✗ <i>Incomplete or incorrect reason</i> eg for graph C</p> <ul style="list-style-type: none"> You can't double back like that

Tier & Question		Percentage up and down		
4-6	5-7	Mark	Correct response	Additional guidance
	23			
		1m	250	! <i>Percentage sign included in their answer(s)</i> Condone
		1m	60	

Tier & Question		Sunflowers		
4-6	5-7	Mark	Correct response	Additional guidance
	24			
	a	1m	181 cm	
	b	1m	24 %	! <i>Percentage sign repeated</i> Ignore

Tier & Question		Which is greater?			
4-6	5-7	25	Mark	Correct response	Additional guidance
a	1m	Indicates Both the same and gives a correct explanation eg <ul style="list-style-type: none"> $\frac{2}{3} \times \frac{3}{4} = \frac{1}{2} = \frac{3}{4} \times \frac{2}{3}$ 'Of' means multiply and multiplication is commutative, ie $\frac{2}{3} \times \frac{3}{4} = \frac{3}{4} \times \frac{2}{3}$ 	✓	<p>Minimally acceptable explanation eg</p> <ul style="list-style-type: none"> Both half It's multiplication so order doesn't matter $\frac{2}{3}$ of $\frac{3}{4}$ of 12 = 6; $\frac{3}{4}$ of $\frac{2}{3}$ of 12 = 6 <p>✓ Diagrammatical solution</p>  <p>$\frac{3}{4}$ of $\frac{2}{3}$ $\frac{2}{3}$ of $\frac{3}{4}$</p> <p>✗ Incomplete explanation eg</p> <ul style="list-style-type: none"> Same numbers 	
b	2m	Indicates $\frac{3}{4} \div \frac{2}{3}$ and gives a correct explanation The most common correct explanations: Use formal fraction manipulation eg <ul style="list-style-type: none"> $\frac{2}{3} \div \frac{3}{4} = \frac{2}{3} \times \frac{4}{3} = \frac{8}{9}$ $\frac{3}{4} \div \frac{2}{3} = \frac{3}{4} \times \frac{3}{2} = \frac{9}{8}$ $\frac{9}{8} > \frac{8}{9}$ Use informal reasoning eg <ul style="list-style-type: none"> $\frac{2}{3} \div \frac{3}{4} < 1$ since $\frac{3}{4} > \frac{2}{3}$ but $\frac{3}{4} \div \frac{2}{3} > 1$ since $\frac{2}{3} < \frac{3}{4}$ $\frac{2}{3} \div \frac{3}{4} = \frac{8}{12} \div \frac{9}{12}$ $\frac{3}{4} \div \frac{2}{3} = \frac{9}{12} \div \frac{8}{12}$ $8 \div 9 < 9 \div 8$ $0.6666... \div 0.75$ $0.75 \div 0.6666...$ the first is dividing by more than itself, which produces a lower number than the second or 1m Shows $\frac{9}{8}$ or $\frac{8}{9}$ with no evidence of an incorrect division or Shows a correct method with not more than one computational error	✓	<p>Minimally acceptable explanation eg</p> <ul style="list-style-type: none"> $\frac{9}{8}$ and $\frac{8}{9}$ seen $\frac{3}{4}$ is bigger than $\frac{2}{3}$ so the first is < 1 and the second is > 1 $\frac{9}{8}$ and reasoning why $\frac{2}{3} \div \frac{3}{4} < 1$ $\frac{8}{9}$ and reasoning why $\frac{3}{4} \div \frac{2}{3} > 1$ <p>! Decimal truncated eg</p> <ul style="list-style-type: none"> $0.6 \div 0.75$ $0.75 \div 0.6$ <p>Condone provided general reasoning is given</p> <p>✗ Incorrect division seen or implied eg</p> <ul style="list-style-type: none"> $\frac{3}{2} \times \frac{3}{4} = \frac{9}{8}$ $\frac{4}{3} \times \frac{2}{3} = \frac{8}{9}$ 	

Tier & Question				Area triangle
4-6	5-7	Mark	Correct response	Additional guidance
	26			
		2m or 1m	<p>Gives the correct area, ie 16</p> <p>Shows a correct method eg</p> <ul style="list-style-type: none"> • $\frac{8 \times 4}{2}$ • 8×2 • $\frac{8 \times 10}{2} - \frac{8 \times 6}{2}$ • $80 - 48$, then half 	

Tier & Question				Odd or even?								
4-6	5-7	Mark	Correct response	Additional guidance								
	27											
		2m	<p>Gives all four correct decisions, ie</p> <table style="margin-left: auto; margin-right: auto;"> <tr> <td style="border: 1px solid black; padding: 2px; text-align: center;">✓</td> <td style="border: 1px solid black; padding: 2px;"></td> </tr> <tr> <td style="border: 1px solid black; padding: 2px;"></td> <td style="border: 1px solid black; padding: 2px; text-align: center;">✓</td> </tr> <tr> <td style="border: 1px solid black; padding: 2px;"></td> <td style="border: 1px solid black; padding: 2px; text-align: center;">✓</td> </tr> <tr> <td style="border: 1px solid black; padding: 2px; text-align: center;">✓</td> <td style="border: 1px solid black; padding: 2px;"></td> </tr> </table>	✓			✓		✓	✓		
✓												
	✓											
	✓											
✓												
		or 1m	Gives any three correct decisions									

Index to mark scheme for Paper 1

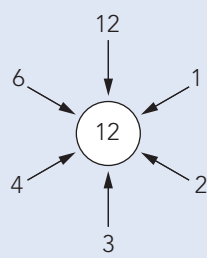
Tier		Question	Page
4–6	5–7		
1		Interpreting	18
2		Properties of shapes	19
3		Which one?	20
4		Find the ways	20
5		Pairs of cubes	21
6		Tennis court	22
7		Write numbers	22
8		Number lines	22
9		Paper and cube	23
10	1	Time differences	24
11	2	Dice	25
12	3	Thinking ab	25
13	4	Regular polygons	25
14	5	Barcelona	26
15	6	Dividing square	27
16	7	Cards for fractions	28
17	8	Solid fit	29
18	9	Win or lose	30
19	10	Ticket price	31
20	11	Tests	32
21	12	Triangle two	32
22	13	Glass bottles	33
23	14	Wrapping	33
24	15	Adults studying	34
25	16	Coins and probability	35
26	17	Tile design	36
27	18	Passing through	36
	19	n th term	37
	20	Losing phones	37
	21	Enlarging round	37
	22	Journey	38
	23	Percentage up and down	38
	24	Sunflowers	38
	25	Which is greater?	39
	26	Area triangle	40
	27	Odd or even?	40

Mark scheme for Paper 2

Tier & Question				Order matters
4-6	5-7	Mark	Correct response	Additional guidance
1				
		2m	Gives only the three correct values, in any order eg <ul style="list-style-type: none"> • 794 947 974 	<p>! Correct values repeated Condone eg, for 2m accept</p> <ul style="list-style-type: none"> • 794 947 974 947 <p>eg, for 1m accept</p> <ul style="list-style-type: none"> • 947 974 947
		or		
		1m	Gives any two correct values with no incorrect or Gives all three correct values with not more than one incorrect	<p>✘ Three correct values with more than one incorrect eg</p> <ul style="list-style-type: none"> • 947 749 (error) 974 794 749 (error)

Tier & Question		Pentagons or not		
4-6	5-7	Mark	Correct response	Additional guidance
2				
a		1m	Indicates Yes and gives a correct explanation eg <ul style="list-style-type: none"> Both shapes have 5 sides 	<ul style="list-style-type: none"> ✓ Minimally acceptable explanation eg <ul style="list-style-type: none"> 5 5 angles 5 points ✓ Explanation refers generally to the number of sides without specifically giving the number 5 eg <ul style="list-style-type: none"> I counted the number of sides Same number of sides ✗ Incomplete explanation eg <ul style="list-style-type: none"> Same sides
b		1m	Indicates No and gives a correct explanation eg <ul style="list-style-type: none"> The first is regular as it has equal length sides and equal sized angles but the second doesn't The second shape has different length sides The angles in the second shape are not all the same The first shape has lines of symmetry but the second one does not They might both not be regular, the first looks as if it is but you don't know for sure that it has equal sides 	<ul style="list-style-type: none"> ✓ Correct explanation given in part (a) eg <ul style="list-style-type: none"> Both are pentagons because they have 5 sides but the second is irregular ✓ Minimally acceptable explanation eg <ul style="list-style-type: none"> Not all sides the same Different angles The first one is Second isn't shaped like one One shape has equal sides One shape has no symmetry They do not have the same amount of symmetry ✗ Incomplete or incorrect explanation eg <ul style="list-style-type: none"> Not the same The shapes are different One of them isn't shaped like one No angles are the same Equal sides The first one is but the second one is not the correct shape for a pentagon ✗ Explanation implies 'regular' means 'ordinary' or 'usual' or 'normal' eg <ul style="list-style-type: none"> You don't see the second shape very often

Tier & Question				Multiple coins																					
4-6	5-7	Mark	Correct response	Additional guidance																					
3																									
		2m	<p>Gives all five correct ways, in any order eg</p> <ul style="list-style-type: none"> <table border="1" style="display: inline-table; margin-right: 10px;"> <tr><td>8</td><td>0</td></tr> <tr><td>6</td><td>1</td></tr> <tr><td>4</td><td>2</td></tr> <tr><td>2</td><td>3</td></tr> <tr><td>0</td><td>4</td></tr> </table> <table border="1" style="display: inline-table; margin-right: 10px;"> <tr><td>6</td><td>1</td></tr> <tr><td>2</td><td>3</td></tr> <tr><td>4</td><td>2</td></tr> <tr><td>8</td><td></td></tr> <tr><td></td><td>4</td></tr> </table> 	8	0	6	1	4	2	2	3	0	4	6	1	2	3	4	2	8			4	<p>✓ <i>Unambiguous indication</i></p>	
8	0																								
6	1																								
4	2																								
2	3																								
0	4																								
6	1																								
2	3																								
4	2																								
8																									
	4																								
		<p>or</p> <p>1m Indicates at least three correct ways, even if there is duplication or omission</p> <p>or</p> <p>Indicates all five ways using the total values of the coins rather than the number of coins eg</p> <ul style="list-style-type: none"> <table border="1" style="display: inline-table; margin-right: 10px;"> <tr><td>80</td><td>0</td></tr> <tr><td>60</td><td>20</td></tr> <tr><td>40</td><td>40</td></tr> <tr><td>20</td><td>60</td></tr> <tr><td>0</td><td>80</td></tr> </table> 	80	0	60	20	40	40	20	60	0	80													
80	0																								
60	20																								
40	40																								
20	60																								
0	80																								

Tier & Question				Factor
4-6	5-7	Mark	Correct response	Additional guidance
4		2m	Shows all six factors of 12, in any order eg <ul style="list-style-type: none">  	✓ Answer not given in diagrammatic form eg <ul style="list-style-type: none"> $1 \times 12, 2 \times 6, 3 \times 4$ Condone ! Factors repeated Ignore
		or 1m	Shows at least four correct factors one of which must be either 3 or 4, with no incorrect factors or Shows all the correct factors, with not more than two incorrect factors	

Tier & Question				UK rivers
4-6	5-7	Mark	Correct response	Additional guidance
5				
a		1m	3	✓ Unambiguous indication
b		1m	1000	✓ Answer in words

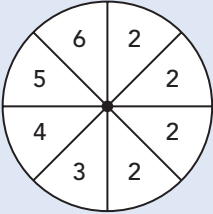
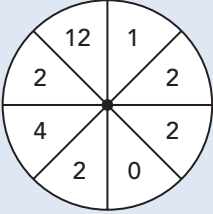
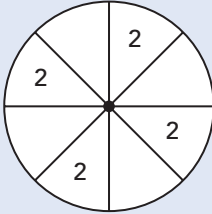
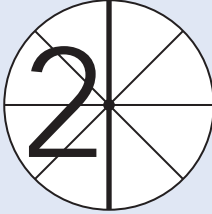
Tier & Question				Family flights
4-6	5-7	Mark	Correct response	Additional guidance
6				
		2m	Shows the total cost of flights through QP Airlines, ie £744	
		or		
		1m	Shows or implies the cost of flights through QP Airlines for children aged 1 to 12, or children under 1 eg <ul style="list-style-type: none"> • 120 seen • $240 + 240 + 240 +$ (a value that clearly represents 10% of 240) • 24 seen as part of a calculation for QP Airlines 	
		1m	Shows the total cost of flights through Budget Air, ie £784	

Tier & Question				High tide
4-6	5-7	Mark	Correct response	Additional guidance
7				
a		1m	11:30	✓ Indication of am repeated eg <ul style="list-style-type: none"> • 11:30am ✗ Incorrect time eg <ul style="list-style-type: none"> • 11:30pm • 23:30
b		1m	5th (September)	✓ Unambiguous indication eg, for part (b) <ul style="list-style-type: none"> • 5 ! Incorrect month given Ignore
c		1m	3rd (September)	

Tier & Question		More perimeters		
4-6	5-7	Mark	Correct response	Additional guidance
8				
		1m	50	
		1m	34	

Tier & Question		Fifty percent		
4-6	5-7	Mark	Correct response	Additional guidance
9				
		1m	Gives a correct explanation eg <ul style="list-style-type: none"> • It means a half • $50\% = \frac{1}{2}$ • It's the same as 0.5 	<p>✓ Minimally acceptable explanation eg</p> <ul style="list-style-type: none"> • $\frac{1}{2}$ • It's 50:50 • Half • 50 per 100 • 50% means 50 out of 100 <p>! Context given Condone eg, accept</p> <ul style="list-style-type: none"> • $\frac{1}{2}$ price • Half agree • If there are 100 people then 50 want a new hospital • 50% of 20 is 10 <p>! More than one statement given Accept provided at least one of the statements is correct and none are incorrect</p> <p>✗ Incorrect or incomplete statement eg</p> <ul style="list-style-type: none"> • 50% means it is half of 100 • 50% is half of 100% • 50% means 50 per cent

Tier & Question				Fruit
4-6	5-7	Mark	Correct response	Additional guidance
10				
		1m	Gives the correct change for 1 orange and 1 apple, ie 24p	
		3m	Gives four more distinct pairs of fruits, together with the correct change for each	<p>✓ Cost of 1 banana = 15p and/or Cost of 1 satsuma = 24p</p> <p><i>A complete list of the remaining pairs is as follows (figures in brackets use 15p for a banana and/or 24p for a satsuma)</i></p> <p>1 peach and 1 apple: 1p 1 peach and 1 banana: 17p (16p) 1 orange and 1 banana: 40p (39p) 1 apple and 1 banana: 36p (35p) 1 peach and 1 satsuma: 6p (7p) 1 orange and 1 satsuma: 29p (30p) 1 apple and 1 satsuma: 25p (26p) 1 banana and 1 satsuma: 41p (40p, 42p)</p>
		or 2m	Gives three more distinct pairs of fruits, together with the correct change for each	<p>! Incorrect value (including decimals) used for the price of 1 banana or 1 satsuma <i>Penalise only the first occurrence of each eg accept for 2 marks</i></p> <ul style="list-style-type: none"> 1 peach and 1 apple: 1p 1 peach and 1 banana: 15p (error) 1 orange and 1 banana: 38p 1 apple and 1 banana: 34p
		or 2m	Gives the correct change for one pair including a satsuma and one pair including a banana eg <ul style="list-style-type: none"> 1 orange and 1 banana: 40p (39p) and 1 peach and 1 satsuma: 6p (7p) 1 banana and 1 satsuma: 41p (40p or 42p) 	
		or 1m	Shows or implies the correct cost (a whole number of pence) of 1 apple (30p), 1 banana (14p or 15p) and 1 satsuma (25p or 24p)	
		or 1m	Gives the correct change for 1 peach and 1 apple, and one other pair eg <ul style="list-style-type: none"> 1 peach and 1 apple: 1p and 1 apple and 1 banana: 36p (35p) 	

Tier & Question		Spinning		
4-6	5-7	Mark	Correct response	Additional guidance
11	1			
a	a	1m	C	! Spinners identified using probabilities ie $\frac{1}{3}$ for part (a) and $\frac{1}{4}$ for part (b) Mark as 0, 1
b	b	1m	B	
c	c	1m	Shows or implies that 4 of the 8 numbers are 2 eg <ul style="list-style-type: none">   	✓ The only sectors labelled are 2 eg <ul style="list-style-type: none">  

Tier & Question		Time		
4-6	5-7	Mark	Correct response	Additional guidance
12	2			
		2m	Shows the correct time and date, ie <input type="text" value="1:00"/> 16 November or <input type="text" value="01:00"/> 16 November or 1m Shows the correct date or a correct time eg <ul style="list-style-type: none"> <input type="text" value="1:00"/> date incorrect or omitted <input type="text" value="3:00"/> 16 November 	

Tier & Question		Remainders		
4-6	5-7	Mark	Correct response	Additional guidance
13	3	1m	34	
		1m	Gives two integers, x then y , such that $x = 4y + 3$, provided $ y > 3$ eg <ul style="list-style-type: none"> • $\boxed{19} \div \boxed{4}$ • $\boxed{23} \div \boxed{5}$ • $\boxed{43} \div \boxed{10}$ 	

Tier & Question		Sitting comfortably		
4-6	5-7	Mark	Correct response	Additional guidance
a	a	1m	Gives both correct answers, ie Chair height: 14 inches Table height: 22 inches	! Incorrect units inserted Ignore
b	b	1m	Indicates Yes and gives a correct explanation eg <ul style="list-style-type: none"> • Three-quarters is 75% and $80\% > 75\%$ • 80% is $\frac{4}{5}$ which is greater than $\frac{3}{4}$ • 80% is 5% more than three-quarters 	✓ Minimally acceptable explanation eg <ul style="list-style-type: none"> • 75 • 80% • 20% don't • 80 is bigger than 75 • 5% more/less • Just over three-quarters • $\frac{4}{5}$ is bigger ✗ Incomplete or incorrect explanation eg <ul style="list-style-type: none"> • It says so on the graph • 80% is about $\frac{3}{4}$ • $80\% = \frac{3}{4}$

Tier & Question				PIN																
4-6	5-7	Mark	Correct response	Additional guidance																
15	5																			
		2m	Identifies the four correct numbers only, in any order eg <ul style="list-style-type: none"> • 9063, 9173, 9283, 9393 • 9393 9933 9283 9823 9173 9713 9063 9603 	! 9 and 3 not repeated Condone eg, accept <ul style="list-style-type: none"> • <table border="1" style="display: inline-table; vertical-align: middle;"><tr><td>9</td><td>0</td><td>6</td><td>3</td></tr></table> <table border="1" style="display: inline-table; vertical-align: middle;"><tr><td> </td><td>1</td><td>7</td><td> </td></tr></table> <table border="1" style="display: inline-table; vertical-align: middle;"><tr><td> </td><td>2</td><td>8</td><td> </td></tr></table> <table border="1" style="display: inline-table; vertical-align: middle;"><tr><td> </td><td>3</td><td>9</td><td> </td></tr></table> 	9	0	6	3		1	7			2	8			3	9	
9	0	6	3																	
	1	7																		
	2	8																		
	3	9																		
		or 1m	Identifies two or three of the correct numbers with no additional incorrect numbers or Identifies the four correct numbers along with one additional, incorrect, number																	

Tier & Question				Finding values												
4-6	5-7	Mark	Correct response	Additional guidance												
16	6															
		2m	Gives all five values correct and in the correct positions, ie <table border="1" style="margin: 10px auto;"> <thead> <tr> <th>y</th> <th>$2y$</th> <th>y^2</th> </tr> </thead> <tbody> <tr> <td>3</td> <td>6</td> <td>9</td> </tr> <tr> <td>2</td> <td>4</td> <td>4</td> </tr> <tr> <td>6</td> <td>12</td> <td>36</td> </tr> </tbody> </table>	y	$2y$	y^2	3	6	9	2	4	4	6	12	36	✓ Values of -6 and -12 ✓ For 1m, follow-through from their $y = 6$, providing their $y \neq 0$ or their $y \neq 1$
y	$2y$	y^2														
3	6	9														
2	4	4														
6	12	36														
		or 1m	Gives at least three values correct and in the correct positions													

Tier & Question				Wallpaper
4-6	5-7	Mark	Correct response	Additional guidance
17	7			
		2m	<p>Indicates No and gives a correct explanation that shows or implies the amount that 11 rolls will decorate and the perimeter of Kate's room</p> <p>eg</p> <ul style="list-style-type: none"> • 11 rolls papers 20m, but Kate's room is 21m altogether • A perimeter of 20m needs 11 rolls, but Kate's is 1m bigger than that • $6 + 4.5 = 10.5$ $10.5 + 10.5 = 21$ with the table continued to show 20, 11 • To paper 21m she needs 12 rolls 	<p>✓ Minimally acceptable explanation Provided there is no indication of an incorrect method, accept</p> <p>eg</p> <ul style="list-style-type: none"> • 21, 11 • 21, 20 • 21, 12 • 12 rolls • 1 more roll is needed <p>✓ Half rolls used Condone, eg for 2m accept</p> <ul style="list-style-type: none"> • She has 11 but she needs 11.5 <p>! Incorrect units given Ignore</p> <p>✗ For 2m, method used is direct proportion eg</p> <ul style="list-style-type: none"> • 20m is twice 10m and the table shows that would need 12 rolls • 14m is 8 rolls so 21m is 12 rolls
		or 1m	<p>Shows or implies that 11 rolls will paper 20m</p> <p>eg</p> <ul style="list-style-type: none"> • A room of 20m needs 11 rolls, but Kate's room is bigger than that <p>or</p> <p>Shows or implies the perimeter of the room is 21m</p> <p>eg</p> <ul style="list-style-type: none"> • $4.5 + 6 + 4.5 + 6 = 21$ • $2(4.5 + 6) = 21$ <p>or</p> <p>States clearly the relationship between perimeter and number of rolls needed</p> <p>eg</p> <ul style="list-style-type: none"> • For every 2m round the room it goes up by 1 roll • To find the number of rolls divide the length by 2 then add 1 	<p>✓ Minimally acceptable explanation eg</p> <ul style="list-style-type: none"> • 20, 11 • There is only just enough for 20 <p>✓ Minimally acceptable explanation eg</p> <ul style="list-style-type: none"> • 21m • $2 \times 10.5 = 21$

Tier & Question				When is it true?																									
4-6	5-7	Mark	Correct response	Additional guidance																									
18	8																												
		2m	Completes the table correctly, ie <table border="1" style="margin-left: 20px;"> <thead> <tr> <th></th> <th>$n = 4$</th> <th>$n = 5$</th> <th>$n = 6$</th> <th>$n = 7$</th> </tr> </thead> <tbody> <tr> <td>n is greater than 5</td> <td></td> <td></td> <td>✓</td> <td>✓</td> </tr> <tr> <td>$2n$ is equal to 10</td> <td></td> <td>✓</td> <td></td> <td></td> </tr> <tr> <td>$2 + n$ is less than 8</td> <td>✓</td> <td>✓</td> <td></td> <td></td> </tr> <tr> <td>n^2 is less than 30</td> <td>✓</td> <td>✓</td> <td></td> <td></td> </tr> </tbody> </table>		$n = 4$	$n = 5$	$n = 6$	$n = 7$	n is greater than 5			✓	✓	$2n$ is equal to 10		✓			$2 + n$ is less than 8	✓	✓			n^2 is less than 30	✓	✓			✓ Unambiguous indication eg • ✓ for true, ✗ for false
	$n = 4$	$n = 5$	$n = 6$	$n = 7$																									
n is greater than 5			✓	✓																									
$2n$ is equal to 10		✓																											
$2 + n$ is less than 8	✓	✓																											
n^2 is less than 30	✓	✓																											
		or 1m	Completes two rows of the table correctly																										

Tier & Question				Triangle
4-6	5-7	Mark	Correct response	Additional guidance
19	9			
	a	2m	Gives three correct angles eg • $50^\circ, 60^\circ, 70^\circ$ • $47^\circ, 66^\circ, 67^\circ$ • $53^\circ, 54^\circ, 73^\circ$	
		or 1m	Gives three angles that sum to 180° with two differing by 20° eg • $10^\circ, 30^\circ, 140^\circ$ • $40^\circ, 60^\circ, 80^\circ$	
	b	2m	Gives three correct angles eg • $10^\circ, 75^\circ, 95^\circ$ • $18^\circ, 71^\circ, 91^\circ$ • $2^\circ, 79^\circ, 99^\circ$	
		or 1m	Gives three angles, including an obtuse angle, that sum to 180° with the acute angles having a difference of 20° eg • $10^\circ, 30^\circ, 140^\circ$ • $1^\circ, 21^\circ, 158^\circ$ • $34^\circ, 54^\circ, 92^\circ$	

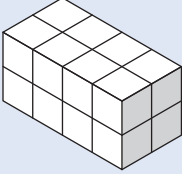
Tier & Question		Rectangle area		
4-6	5-7	Mark	Correct response	Additional guidance
20	10	2m or 1m	60 60 seen or Shows a complete correct method eg • $5 \times 4 \times 3$ or Shows or implies the dimensions of the rectangle are 6(cm) and 10(cm) or Shows or implies the area of one white square is $4(\text{cm}^2)$	x 4 seen but not linked to the area of a white square

Tier & Question		Sixes		
4-6	5-7	Mark	Correct response	Additional guidance
21	11	1m 1m	Gives a correct value eg • 0.94 • .94 • $\frac{94}{100}$ • $\frac{47}{50}$ Gives a correct value eg • 0.34 • .34 • $\frac{17}{50}$! Answers of 94, 34 Mark as 0, 1

Tier & Question				Swimming pool	
4-6	5-7	Mark	Correct response	Additional guidance	
22	12				
		3m	<p>Identifies the correct minimum monthly cost (£40.50) and shows either another correct monthly cost or a correct method for another monthly cost</p> <p>eg</p> <ul style="list-style-type: none"> £40.50 in answer box with £49.17 shown elsewhere £40.50 in answer box with $26.50 + 2 \times 15$ shown elsewhere <p>or</p> <p>Identifies the correct minimum monthly cost (£40.50) and shows £486 and another correct annual cost</p>	<p>! Cost not identified as minimum (answer box left blank)</p> <p>Condone provided there is a correct comparison and no ambiguity</p> <p>eg, accept</p> <ul style="list-style-type: none"> £40.50 is less than £49.17 <p>eg, do not accept</p> <ul style="list-style-type: none"> £56.50, £40.50, £54.50 $26.5 + 2 \times 15 = £40.00$ (error) $26.5 + 2 \times 7 = £40.50$ $7.25 \times 8 = £58$ which is more <p>Some different cost options (with the annual equivalents in brackets) are</p> <ul style="list-style-type: none"> <u>Annual memberships: £49.17 (£590)</u> $230 + 2 \times 180 = 590$ $590 \div 12 = 49.1666$ (condone 49.16) <u>Monthly memberships: £56.50 (£678)</u> $26.5 + 2 \times 15$ <u>Casual swims: £54.40 (£652.80)</u> $3.5 + 2 \times 1.65 = 6.8$ $6.8 \times 2 \times 4$ (condone 1 month = 4 weeks) <u>Add-on memberships: £40.50 (£486)</u> $26.5 + 2 \times 7$ (cheapest) <u>Family swims: £58.00 (£696)</u> $7.25 \times 2 \times 4$ (condone 1 month = 4 weeks) 	
		or 2m	<p>Gives any correct monthly cost (see additional guidance)</p> <p>eg</p> <ul style="list-style-type: none"> £40.50 £49.17 <p>or</p> <p>Shows correct methods for the minimum cost and one other but without a correct result, and gives an answer consistent with their results</p> <p>eg</p> <ul style="list-style-type: none"> $26.5 + 2 \times 7 = 44.5$ (error) $26.5 + 2 \times 15$ is more Answer of £44.50 $590 \div 12 = 39.33$ (error) $26.5 + 2 \times 7 = £199.50$ (error) Answer of £39.33 		
		or 1m	Shows a correct method for a monthly cost but with an incorrect or no answer		

Tier & Question		Marking overlay available		Diagonal
4-6	5-7	Mark	Correct response	
23	13	2m or 1m	<p>Completes the rectangle within the tolerance as shown by the overlay</p> <p>Shows correct use of compasses to create a shape with two sides of 6 cm and/or two sides of 8 cm eg</p> <ul style="list-style-type: none"> • A kite with side lengths 6 cm and 8 cm, and correct compass arcs shown • A rhombus drawn with side length 6 cm, and correct compass arcs shown • A quadrilateral drawn with two side lengths of 8 cm, and correct compass arcs shown <p>or</p> <p>Completes the top or the bottom half of the rectangle within the tolerance as shown by the overlay</p> <p>or</p> <p>Correctly draws the construction arcs either with an incorrect rectangle drawn or no rectangle drawn</p>	<p>✗ For 2m or 1m, given diagonal not used</p> <p>✗ Spurious compass arcs that have an incorrect radius</p> <p>! Overlay may need turning over</p>

Tier & Question		Marking overlay available		Word game
4-6	5-7	Mark	Correct response	
a	a	1m	<p>Gives a correct probability eg</p> <ul style="list-style-type: none"> • $\frac{29}{100}$ • 0.29 • 29% 	<p>! Probability</p> <p>See general guidance on page 16</p>
b	b	2m or 1m	<p>Gives the values 8, 8 and 10 in the correct order</p> <p>26 seen</p> <p>or</p> <p>Shows or implies $\div 13$</p> <p>eg</p> <ul style="list-style-type: none"> • $104 \div 13$ • $\div 13$ seen • Answer 32, 32, 40 	<p>! 8 seen</p> <p>Do not accept for 1m unless $\div 13$ is implied</p> <p>✗ 13 seen without the operation</p>

Tier & Question		Volume		
4-6	5-7	Mark	Correct response	Additional guidance
25	15	<p>2m</p> <p><i>or</i></p> <p>1m</p>	<p>10</p> <p>Shows or implies that the cuboid is 2 cubes high, 2 cubes wide and 4 cubes long</p> <p>eg</p> <ul style="list-style-type: none"> • $4 \times 2 \times 2$ seen • Lines drawn on the diagram showing the shaded end is made from 4 cubes and the longest side is made from 8 cubes, ie  <p>or</p> <p>Shows a complete correct method with not more than one computational error</p> <p>eg</p> <ul style="list-style-type: none"> • $40 \times 20 \times 20 \div 16 = 1000$ • $\sqrt[3]{1000} = 100$ (error) 	

Tier & Question		Chinese growth		
4-6	5-7	Mark	Correct response	Additional guidance
26	16			
a	a	1m	Gives a correct value eg <ul style="list-style-type: none"> • 0.2 cm per year • $\frac{1}{5}$ cm per year 	✗ Units changed eg <ul style="list-style-type: none"> • 0.002 metres • 2 mm
b	b	2m or 1m	1.56 m or equivalent Shows the digits 156 or Shows the digits 36 eg <ul style="list-style-type: none"> • 0.36 or Shows a complete correct method with not more than one computational error eg <ul style="list-style-type: none"> • 1.2×1.3 • $1.2 \times 0.3 + 1.2$ • $1.2 \div 10, \times 3, + 1.2$ • $10\% \text{ of } 1.2 = 0.12$ $30\% = 0.12 \times 3 = 0.26 \text{ (error)}$ $0.26 + 1.2 = 1.46$ or The only error is to use the height from 1957, ie gives an answer of 1.43m or 143cm	✓ Units changed eg <ul style="list-style-type: none"> • 156 cm ! Answer 1.6m Accept 1.6m provided a correct method or more accurate value is seen eg, accept <ul style="list-style-type: none"> • 1.3×1.2 seen Answer = 1.6m • $0.3 \times 1.2 = 0.36$ $0.4 + 1.2 = 1.6\text{m}$ eg, do not accept <ul style="list-style-type: none"> • $30\% \text{ of } 1.2 = 0.4$ Answer = 1.6m

Tier & Question		Squarea		
4-6	5-7	Mark	Correct response	Additional guidance
27	17			
		1m	38.4(...) or 38.5 or 12.25π	✓ 12.25 written as a fraction or mixed number ! Answer of 38 Accept with a correct method or more accurate value seen

Tier & Question		Lemons		
4-6	5-7	Mark	Correct response	Additional guidance
	18			
	a	1m	August (20)06 or September (20)06 or October (20)06	
	b	1m	Gives one, two or all of the months June, July, August, or gives a description of these months eg <ul style="list-style-type: none"> • Summer • Middle of the year • June–August 	<ul style="list-style-type: none"> ✗ Non-general response eg <ul style="list-style-type: none"> • Summer 2006 • July 2002


Tier & Question		Bank of England		
4-6	5-7	Mark	Correct response	Additional guidance
	19			
	a	2m or 1m	<p>£ 10 970 million</p> <p>Shows or implies that the number of each banknote must be multiplied by the value of each note eg</p> <ul style="list-style-type: none"> At least two of 106×5, 323×10, 328×20, 13×50 seen At least two of 530, 3230, 6560 and 650 seen Digits 1097 seen 	<p>x For 2m, in parts a and b, answer given in millions in the answer box eg</p> <ul style="list-style-type: none"> £10 970 000 000 million <p>Penalise only the first occurrence</p> <p>! For 1m, error in the interpretation of 'million' Condone eg</p> <ul style="list-style-type: none"> $5 \times 10\,600\,000$, $10 \times 3\,230\,000$
	b	2m or 1m	<p>Gives a value between 4900 and 5100 inclusive</p> <p>or</p> <p>Gives a value in the range 4400 to 4500 inclusive ($\frac{1}{8} \times 35525$ rounded)</p> <p>or</p> <p>Gives a value in the range 5900 to 6000 inclusive ($\frac{1}{7} \times 35525$ rounded)</p> <p>or</p> <p>Gives a value in the range 5300 to 5400 inclusive ($15\% \times 35525$ rounded)</p> <p>or</p> <p>Shows a correct method, that would lead to an answer between 4900 and 5100 inclusive, with not more than one error, whether rounding or computational eg</p> <ul style="list-style-type: none"> $\frac{50}{360} \times 35525$ $35525 \div 7$ $50 \div 360 = 0.1388 = 0.13$ (error) $35525 \times 0.13 = 4618$ 	

Tier & Question				Motorway																
4-6	5-7	Mark	Correct response	Additional guidance																
		20																		
		4m	Indicates Type B and gives the correct costs for both types, with no evidence of inconsistent numbers of lights eg • Type A $12 \times 2.5 = 30$ $5000 \div 30 = 166.6$ $167 \times 4200 = 701400$ Type B $15 \times 2.5 = 37.5m$ $5000 \div 37.5 = 133.3$ $134 \times 5025 = 673350$ Type B is cheaper at £673350 • Type A £700000 Type B £670000	<p>! Numbers of lights Accept the following</p> <ul style="list-style-type: none"> • Type A – 166, 167 or 168 • Type B – 133, 134 or 135 <p>Total costs The following table may be useful</p> <table border="1" style="margin-left: auto; margin-right: auto;"> <thead> <tr> <th></th> <th colspan="3">Lights</th> </tr> <tr> <th></th> <th>166/133</th> <th>167/134</th> <th>168/135</th> </tr> </thead> <tbody> <tr> <th>Type A</th> <td>£697200</td> <td>£701400</td> <td>£705600</td> </tr> <tr> <th>Type B</th> <td>£668325</td> <td>£673350</td> <td>£678375</td> </tr> </tbody> </table>		Lights				166/133	167/134	168/135	Type A	£697200	£701400	£705600	Type B	£668325	£673350	£678375
	Lights																			
	166/133	167/134	168/135																	
Type A	£697200	£701400	£705600																	
Type B	£668325	£673350	£678375																	
		or 3m	Shows a correct method and total costs for both types but with errors or inconsistent numbers of lights eg • Type A 12×2.2 (error) $= 26.4$ $5000 \div 26.4 = 189.39$ $189 \times 4200 = 604800$ (error) Type B $15 \times 2.5 = 37.5m$ $5000 \div 38$ (error) $= 131.6$ 132 (inconsistent) $\times 5025 = 663300$	<p>✓ Unrounded number of lights For 3m or 2m accept methods that use one or more unrounded values for the number of lights</p>																
		or 2m	Shows a correct method and total costs for one type of light even if there are errors																	
		or 1m	Gives a correct whole number of lights for at least one type	<p>! Range given Condone eg, accept</p> <ul style="list-style-type: none"> • Type A 166-168 • Type B 133, 134 or 135 																

Tier & Question				Body Mass Index															
4-6	5-7	Mark	Correct response	Additional guidance															
	21																		
		3m	<p>Gives a correct rounded or unrounded value eg</p> <ul style="list-style-type: none"> • 9.7797 (kg) • 10(kg) 	<p>✓ <i>Throughout the question units omitted</i></p> <p>✗ <i>90 seen without a more accurate value</i></p> <p>! <i>Trial and improvement for 1m</i> Accept provided a BMI between 24 and 26 (exclusive) is found</p> <p>The following may be useful</p> <table border="1"> <thead> <tr> <th>Weight</th> <th>BMI</th> </tr> </thead> <tbody> <tr> <td>88</td> <td>25.7</td> </tr> <tr> <td>87</td> <td>25.4</td> </tr> <tr> <td>86</td> <td>25.1</td> </tr> <tr> <td>85</td> <td>24.8</td> </tr> <tr> <td>84</td> <td>24.5</td> </tr> <tr> <td>83</td> <td>24.3</td> </tr> </tbody> </table>	Weight	BMI	88	25.7	87	25.4	86	25.1	85	24.8	84	24.5	83	24.3	
Weight	BMI																		
88	25.7																		
87	25.4																		
86	25.1																		
85	24.8																		
84	24.5																		
83	24.3																		
		or																	
		2m	<p>Gives the correct weight for a BMI of 24.9 or 25 eg</p> <ul style="list-style-type: none"> • Value of 85.2203 rounded or unrounded seen • Value of 85.5625 rounded or unrounded seen 																
		or																	
		1m	<p>Gives the man's current BMI eg</p> <ul style="list-style-type: none"> • Value of 28, 27.8 or 27.7(...) seen <p>or</p> <p>Attempts to find the weight for a BMI of 24.9 or 25 eg</p> <ul style="list-style-type: none"> • $\frac{W}{1.85^2} = 24.9$ seen • <table border="1"> <thead> <tr> <th>Weight</th> <th>BMI</th> </tr> </thead> <tbody> <tr> <td>90</td> <td>26.3</td> </tr> <tr> <td>83</td> <td>24.3</td> </tr> <tr> <td>84</td> <td>24.5</td> </tr> </tbody> </table> 	Weight	BMI	90	26.3	83	24.3	84	24.5								
Weight	BMI																		
90	26.3																		
83	24.3																		
84	24.5																		

Tier & Question				Keeling curve
4-6	5-7	Mark	Correct response	Additional guidance
	22			
		2m	Indicates 'Michael' and gives a correct explanation that compares a calculation or a calculated value with one read from the graph eg <ul style="list-style-type: none"> • 7×320 is not 380 • 20% of $320 = 2 \times 32 = 64$, $320 + 64 = 384$, which is about correct • $380 - 320 = 60$, $60/320 = 0.1875$, which is about 20% 	
		or		
		1m	Gives a relevant calculated value eg <ul style="list-style-type: none"> • $7 \times 320 = 2240$ • 20% of $320 = 2 \times 32 = 64$ • $380 - 320 = 60$, $60/320 = 0.1875$ 	
			or	
			Indicates 'Michael' and gives a correct explanation that compares a calculation or a calculated value with one read from the graph but makes one error in calculation or reading from the graph	

Tier & Question				L-shape reasoning
4-6	5-7	Mark	Correct response	Additional guidance
	23			
		2m	$\frac{3}{2}$ or equivalent fraction or decimal	
		or		
		1m	Shows the perimeter of the L-shape is 24 or Shows a correct expression for the perimeter of the L-shape eg <ul style="list-style-type: none"> • $17 + y + 7 - y$ 	
			or	
			Shows or implies a correct expression for the area of the L-shape eg <ul style="list-style-type: none"> • $2y + 21$ • $5y + 3(7 - y)$ • $35 - 2(7 - y)$ 	<ul style="list-style-type: none"> ✓ Minimally acceptable eg <ul style="list-style-type: none"> • $2y$ and 21 seen • $5y$ and $3(7 - y)$ seen • 35 and $2(7 - y)$ seen

Tier & Question		Power time		
4-6	5-7	Mark	Correct response	Additional guidance
	24			
	a	1m	Gives a correct justification eg <ul style="list-style-type: none"> • $24 \times 60 = 1440$ and $1000 < 1440 < 10\,000$ • 1000 minutes would be 16.6(...) hours and 10 000 minutes would be 166.6(...) hours but 24 hours is between the two 	✓ Minimally acceptable justification eg <ul style="list-style-type: none"> • 1000, 1440 and 10 000 seen • 24×60 is between 1000 and 10 000 • 16.6(...) (or 16.7 or 17), 24 and 166.6(...) (or 167 or 170) seen • 1.44×10^3 ! Sight of 86400 As this may be working for the second part of the question, ignore ✗ Incomplete or incorrect justification eg <ul style="list-style-type: none"> • 1440 is between 10^3 and 10^4
	b	1m	Indicates the correct answer, ie 	✓ Unambiguous indication eg <ul style="list-style-type: none"> • Correct answer ticked

Tier & Question		Circle around		
4-6	5-7	Mark	Correct response	Additional guidance
	25			
		2m or 1m	5.8 Shows or implies correct evaluation of at least the denominator eg <ul style="list-style-type: none"> • 173(...) seen • 5.7 • digits 577 or digits 578 seen or 152.0 (finds the fourth root rather than multiplying by 4 and then rounds to 1 dp)	✗ Equivalent fractions or decimals

Index to mark scheme for Paper 2

Tier		Question	Page
4–6	5–7		
1		Order matters	42
2		Pentagons or not	43
3		Multiple coins	44
4		Factor	45
5		UK rivers	45
6		Family flights	46
7		High tide	46
8		More perimeters	47
9		Fifty percent	47
10		Fruit	48
11	1	Spinning	49
12	2	Time	49
13	3	Remainders	50
14	4	Sitting comfortably	50
15	5	PIN	51
16	6	Finding values	51
17	7	Wallpaper	52
18	8	When is it true?	53
19	9	Triangle	53
20	10	Rectangle area	54
21	11	Sixes	54
22	12	Swimming pool	55
23	13	Diagonal	56
24	14	Word game	56
25	15	Volume	57
26	16	Chinese growth	58
27	17	Squarea	58
	18	Lemons	59
	19	Bank of England	60
	20	Motorway	61
	21	Body Mass Index	62
	22	Keeling curve	63
	23	L-shape reasoning	63
	24	Power time	64
	25	Circle around	64

Section B: Using the test outcomes

The following subsections provide information about interpreting the outcomes of the year 9 optional mathematics tests. The first subsection explains how teachers can use the test scores to help make judgements on the national curriculum levels attained by pupils in mathematics. The second subsection presents useful information obtained during the development of the tests that may be used to support making qualitative teacher judgements.

Level thresholds

In order to make use of the information in this section, you must administer the tests according to the guidance in Section A: Formal administration. It is particularly important that you observe the time limits given, follow the test instructions, and mark the questions according to the mark scheme. If you have used the tests in a different context to provide qualitative information about pupils' strengths and weaknesses then the information derived from this section will not be applicable and you should refer to the Useful information subsection.

In a formal administration pupils need to take both test booklets in order for the total marks to be translated reliably into a national curriculum level for mathematics overall.

The following tables give an indication of the national curriculum levels for pupils attaining each of the mark ranges in the tests.

Tier 4–6

Level	Mark range
Below level 4	0–30
4	31–49
5	50–71
6	72–120

Tier 5–7

Level	Mark range
Below level 5	0–20
5	21–38
6	39–64
7	65–120

Variability of results

Any scores derived from a test are subject to some variation according to the precise circumstances under which the test has been sat and marked. This does not mean that pupils get 'incorrect' test results, but it does mean that some caution should be exercised in translating scores which are very close to a threshold mark into an overall mathematics level for the pupil. The level thresholds provided are indicative, and teachers should be aware that differences in the status, administration and marking procedures open the tests to a potentially broader range of variation than the former statutory national curriculum tests.

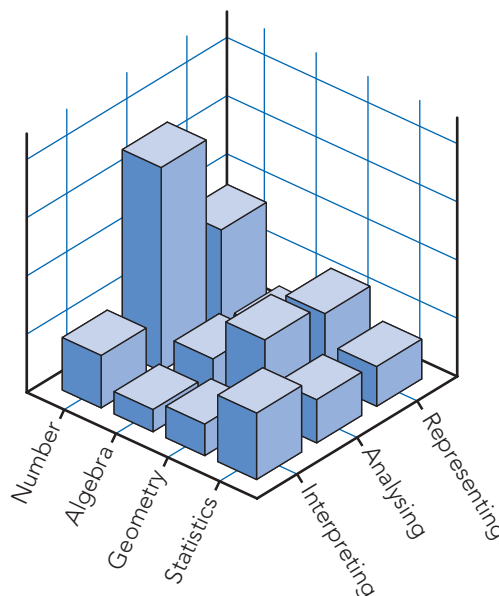
Useful information

What are we assessing?

The 2008 key stage 3 curriculum specifies mathematics in terms of Key Processes (*Representing, Analysing, Interpreting & Communicating*) and Range and Content (*Number, Algebra, Geometry, Statistics*). It can be thought of as an array.

		Key processes		
		Representing	Analysing	Interpreting & Communicating
Range and Content	Number			
	Algebra			
	Geometry			
	Statistics			

Any mathematical task requires the deployment of various different combinations of Key Processes and Range and Content, in other words as occupying particular cells in the table above. Each question in this test can therefore also be attributed to one or more cells. Doing this for all the questions in the test (from both tiers) gives the following picture of how the year 9 optional test samples from the 2008 curriculum.



New questions

To underline the emphases in the new curriculum, many questions demand skills of representing and/or interpreting as well as analysing. Broadly speaking, representing is about *choosing the technique(s) and/or information to use*, analysing is about *using the chosen technique(s)* and interpreting is about *making sense of the answer*. Therefore many questions are not explicit about the approach to be taken and pupils need to make decisions from the outset about what to do. This can apply equally to a question set in a 'realistic' context and one that is purely mathematical.

Paper	Tier & Question		Question name	Notes
	4–6	5–7		
2	6		Family flights	It is deliberate that the question does not tell pupils to calculate the total cost for each airline – this is a decision for them to make (there is really no sensible alternative).
2	19	9	Triangle	There are several possible approaches. An algebraic method can be fruitful in both parts; if trial and improvement is used the decision needs to be made where to start – the equilateral triangle is an insightful choice.

It is often the case that, once the initial decisions have been made, the problem may demand relatively straightforward techniques.

Paper	Tier & Question		Question name	Notes
	4–6	5–7		
1	24	15	Adults studying	Once a decision has been made what to do, all that is required is some very approximate reading of the bar chart and addition of whole numbers.

Interpreting and communicating may involve working with results or information that is already given, or may be based on the results of the pupil's own analysis. It may be a substantial part of the activity or it may be just a small detail, such as rounding the answer correctly because of the context.

Paper	Tier & Question		Question name	Notes
	4–6	5–7		
1	23	14	Wrapping	In this question, the main problem is to interpret the measurements that are given and to visualise how they relate to the problem. The final answer is simply a number so communication skills are not much in evidence.
2	17	7	Wallpaper	Once a value for the perimeter of the floor has been obtained and the table has been extended, a decision needs to be made about whether the answer is 'Yes' or 'No', and then the reasoning has to be explained.

Qualitative assessment information

Looking at pupil's responses to the questions in the tests can give a wide variety of qualitative assessment information. The following list is not exhaustive but aims to identify some significant themes and questions that may provide insights into them.

Units

Some of the questions in these tests do not provide units in the answer space and the mark schemes do not penalise omission or incorrect choice of units. To see whether your pupils give appropriate units with their answers look at their responses to the following questions.

Paper	Tier & Question		Question name	Notes
	4–6	5–7		
1	21	12	Triangle two	Are units used in the explanation? If so, are they units of area? Are 'squares' used in recognition that the units are necessary but unknown?
2	10		Fruit	Money. Is 'p' indicated?
2	17	7	Wallpaper	Are units used for perimeter in the explanation? Is there confusion about which numbers need units?
2		20	Motorway	Distance (m and km), money (£). Is conversion of units used in calculation? Are units (£) given with answers?
2		21	Body Mass Index	Units of mass and length. Is the correct one used with the answer? If a BMI is calculated, is a unit (incorrectly) given with it?
2		23	L-shape reasoning	Is a unit (eg cm) incorrectly given with a value for y ?

Quality of written communication

There are broadly two aspects to the quality of written responses. The first is making appropriate choices about what to communicate and how. The second is about the technical and linguistic accuracy of the response. Even among responses that get the same marks there can be wide variations in quality, and examination of the following questions can provide insights into this.

Paper	Tier & Question		Question name	Notes
	4–6	5–7		
1	24	15	Adults studying	Does a correct explanation justify an assertion that the percentages add up to more than 100? If so, are the figures used over-precise?
1	25	15	Coins and probability	As with many mathematical explanations, the best ones will be a mixture of words and symbols/calculations.
1	26	17	Tile design	In part (a), does the explanation use correct technical terms – for example, 'angles on a straight line'?
1		25	Which is greater?	An efficient explanation does not involve evaluating the expressions, particularly in part (a).
2	6		Family flights	Despite the nature of the question, the marks for this item are all to do with correct calculations. Nevertheless pupils' responses will exhibit differing degrees of engagement with the demand to communicate a recommendation.
2	22	12	Swimming pool	Full marks are not available unless there is a comparison of at least two prices. However, even within correct responses there is scope for wide variation in the extent to which pupils produce a thorough and systematic response.
2		22	Keeling curve	The best explanations will engage with the error in John's statement and not try to be over-precise in the values read from the graph.

Choice of method

In many questions pupils need to choose the method to use and there may be a number of options. A good choice is efficient but uses techniques that the individual is comfortable with. Looking at the responses to these questions will tell something about the sorts of choices pupils make.

Paper	Tier & Question		Question name	Notes
	4–6	5–7		
1	19	10	Ticket price	Using simultaneous equations is a 'clever' choice but a poor one, even if the pupil's algebra is good, as there are more efficient methods.
1	20	11	Tests	A scatter graph would be an excellent choice of method in part (b), although the lack of a grid makes it an unlikely one.
2	10		Fruit	To produce a correct solution efficiently it is important to be systematic. It is only necessary to use four of the five fruits to generate enough combinations and a good choice is to minimise the number of different fruits used.
2	17	7	Wallpaper	Does the pupil try to work out how big a room can be decorated with 11 rolls, or how many rolls are needed for the room shown? With the figures given the first way is easier.
2	22	12	Swimming pool	Flexibility works well in this question. Some price options are clearly expensive so the best responses will deliberately limit which possibilities they consider.
2		23	L-shape reasoning	Trial and improvement is a viable method, and may be a good choice for a pupil who is insecure with algebraic manipulation. It should not take many iterations to realise that the perimeter is independent of y .

Interpreting the problem

Many of the questions are based on real data or realistic contexts. Where a question is based on a real-life problem it is generally necessary to make simplifying assumptions in order to represent it as a mathematical problem. Pupils often do this almost unconsciously, but an aspect of their mathematical development should be an increased awareness of the assumptions made. It may also be necessary to interpret the answer to the mathematical result to provide a full answer to the original problem. To see whether your pupils have awareness of these issues you could look at their responses to the following questions.

Paper	Tier & Question		Question name	Notes
	4–6	5–7		
1	6		Tennis court	Is there any indication of engagement with the <i>uncertainty</i> of the answer? For example, is the answer qualified with 'about' or similar?
1	11	2	Dice	Do answers for A and C show awareness that the dice may not be fair?
1	14	5	Barcelona	In part b) does the answer <i>read</i> the graph or <i>interpret</i> it? Is the rainfall reading given for October, or is it described as 'wetter'?
1	23	14	Wrapping	Does the answer make an allowance for an 'overlap'? Answers of 45cm or 60cm are probably based on no overlap.
2	22	12	Swimming pool	Engagement with the real situation on which the question is based can point the way to which price plans are likely to prove most economical. Working down the price list from top to bottom is a sign that the context is being ignored.
2		18	Lemons	In part (b) it is necessary to interpret 'most expensive' (as 'higher on the graph'). It is also desirable to engage with the real situation in deciding the kind of answer to give – 'summer' shows a level of awareness that 'August' does not.

Calculator use

Additional information about some aspects of calculator use can be gleaned from the responses to some questions from paper 2. In particular, whether or not their answer is creditworthy, do they round their answer appropriately and do they round prematurely in working? In questions involving money is the calculator display interpreted correctly? Relevant questions are as follows.

Paper	Tier & Question		Question name	Notes
	4–6	5–7		
2	10		Fruit	What choice is made about rounding the price of a banana or a satsuma? Is there evidence of confusion between pounds and pence?
2	13	3	Remainders	Is there confusion between remainders and decimals? Is a calculator used inappropriately in this question?
2	22	12	Swimming pool	Are sensible decisions made about how to deal with weeks, months and years? Is the calculator display interpreted correctly in terms of money?
2	27	17	Squarea	Is there premature rounding in working? And, on the other hand, is the final answer rounded to an appropriate degree of accuracy?
2		20	Motorway	Are the numbers of each type of light rounded appropriately to a whole number, based on the context?
2		25	Circle around	Is there evidence of efficient calculator use, for example use of the power function and perhaps the reciprocal button? Is the answer rounded correctly?

Level 8 and above

Although these tests do not have overall level thresholds corresponding to level 8 performance, there are some questions where the highest attainers have the opportunity to show the combination of technical competence and mathematical insight which is most characteristic of those working at this level. Here are some examples.

Paper	Tier & Question		Question name	Notes
	4–6	5–7		
1		26	Area triangle	The correct answer will most often be obtained as the difference in area of the two right-angled triangles. Only pupils with insight and a very firm concept of area of a triangle will calculate the area directly using 4cm as the base and 8cm as the height.
2		9	Triangle	The suggestions under 'Taking it further' below have scope to stretch bright pupils. Only the very best will think of using algebra without being prompted.
2		20	Motorway	It is possible to identify the cheaper type of light by comparing the ratio of heights to the ratio of costs per light. Asking high attaining pupils 'How can you tell which type of light gives the cheaper total without working out the total cost' may elicit some interesting responses.
2		21	Body Mass Index	It is extremely tempting (but entirely unnecessary) to work out the man's current BMI. Pupils who set up and solve an equation to find the solution without either going down this dead end or using trial and improvement are likely to be working above level 7.
2		23	L-shape reasoning	It takes insight to recognise that the perimeter of the L-shape is 24cm without setting up an equation in which every y cancels out. Depending how the L-shape is divided, different equations may be obtained. The highest attainers are more likely to go straight to $2y + 21 = 24$ with no working.

Taking it further

Some questions can form the starting points for more extensive pieces of mathematical work in the classroom. Some suggestions are outlined below.

Dice (Paper 1, tier 4–6 question 11; tier 5–7 question 2)

- Is the probability of a score of 5 on dice B more or less than $\frac{1}{6}$? Discuss.
- How would you estimate the actual probability?
An obvious way is to do an experiment, and one way of managing this is to stick two centicubes together, roll the 'dice' so formed and use 'point up' to represent one way of getting a score of 5. There is a discussion to be had about why 'point down' might not be a good representation.
- If you do an experiment, how many times do you need to roll the 'dice' to estimate the probability to a certain degree of accuracy?
One way of arriving at a figure is to see how many trials it takes with a normal fair dice to get the degree of accuracy required and then do the same number of trials with your dice B.

Dividing squares (Paper 1, tier 4–6 question 15; tier 5–7 question 6)

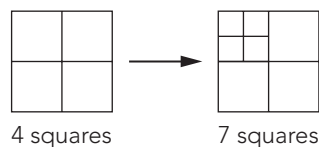
- Is it possible to split a 5×5 square into 8 squares? Yes (an answer is in the mark scheme) but it's not obvious. Is it possible with a 6×6 square? How can you tell? It is tempting (and to some extent fruitful) to translate this into a number problem. You can make 36 from 8 squares:

$$6^2 = 3^2 + 3^2 + 2^2 + 2^2 + 2^2 + 2^2 + 1^2 + 1^2$$

$$36 = 9 + 9 + 4 + 4 + 4 + 4 + 1 + 1$$

But this doesn't give you a way of splitting a 6×6 square into 8 squares – try it!

- Never mind the size of the squares (use plain paper), what are the possible numbers of smaller squares into which you can split a square? Obviously 2 and 3 are impossible and 4 is easy. 5 is impossible but 6, 7 and 8 can be done. How do you do 7?



This shows how you can always do 3 more squares. So, if you can do 6, 7 and 8 you must be able to do every greater whole number.

Triangle (Paper 2, tier 4–6 question 19; tier 5–7 question 9)

- With the constraints in part (a), what are the smallest and largest whole-number values for the size of the smallest angle?
As a challenge, what precisely are these values (there is scope for algebra here)?
- Similarly, with the constraints in part (b), what values are possible for the obtuse angle?

Diagonal (Paper 2, tier 4–6 question 23; tier 5–7 question 13)

- What other rectangles could have the dotted line as a diagonal?
If you marked the corners of them all, what would the diagram look like?

Multiple coins (Paper 2, tier 4–6 question 3)

- How many ways are there of making 10p, 20p, 30p, 40p, 50p etc using 10p and 20p coins? What is the pattern here? Why is the pattern like this?



**Qualifications and Curriculum
Development Agency**

53–55 Butts Road

Earlsdon Park

Coventry CV1 3BH

Telephone 0300 303 3013

Textphone 0300 303 3012

Fax: 0300 303 3014

Email: assessments@qcda.gov.uk

www.qcda.gov.uk/tests

For more copies

QCDA Orderline, PO Box 29, Norwich NR3 1GN

Tel: 0300 303 3015 Fax: 0300 303 3016

Email: orderline@qcda.gov.uk

Website: orderline.qcda.gov.uk

QCDA/11/4594/4597 (Pupil pack)